

Hopi Tribe

2015 Annual Agency Profile

Transit Administrator: Mr. Donovan Gomez
928-734-3231

General Information

Federally Recognized Tribal Statistical Areas
103 Hopi Reservation and Off-Reservation Trust Land, AZ

Service Consumption

9,461 Annual Unlinked Trips (UPT)

Service Supplied

224,006 Annual Vehicle Revenue Miles (VRM)
4,194 Annual Vehicle Revenue Hours (VRH)

Database Information

NTDID: 99382
Reporter Type: Tribal Reporter

Financial Information

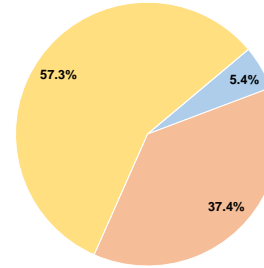
Sources of Operating Funds Expended

Fare Revenues	\$18,704	5.4%
Local Funds	\$130,017	37.4%
State Funds	\$0	0.0%
Federal Assistance	\$199,183	57.3%
Other Funds	\$0	0.0%
Total Operating Funds Expended	\$347,904	100.0%

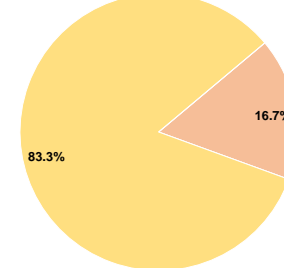
Sources of Capital Funds Expended

Fare Revenues	\$0	0.0%
Local Funds	\$851	16.7%
State Funds	\$0	0.0%
Federal Assistance	\$4,255	83.3%
Other Funds	\$0	0.0%
Total Capital Funds Expended	\$5,106	100.0%

Operating Funding Sources



Capital Funding Sources



Modal Characteristics

Operation Characteristics

Vehicles Operated at Maximum Service

Mode	Directly Operated	Purchased Transportation	Operating Expenses	Fare Revenues	Uses of Capital Funds	Annual Unlinked Trips	Annual Vehicle Revenue Miles	Annual Vehicle Revenue Hours	Average Fleet Age in Years ¹
Bus	5	-	\$347,904	\$18,704	\$5,106	9,461	224,006	4,194	6.2
Total	5	-	\$347,904	\$18,704	\$5,106	9,461	224,006	4,194	

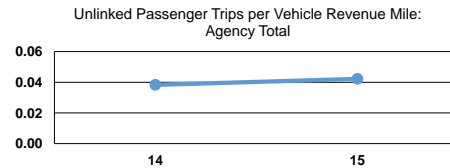
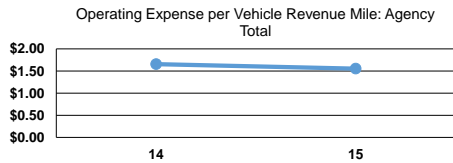
Performance Measures

Service Efficiency

Mode	Operating Expenses per Vehicle Revenue Mile	Operating Expenses per Vehicle Revenue Hour
Bus	\$1.55	\$82.95
Total	\$1.55	\$82.95

Service Effectiveness

Mode	Operating Expenses per Unlinked Passenger Trip	Unlinked Trips per Vehicle Revenue Mile	Unlinked Trips per Vehicle Revenue Hour
Bus	\$36.77	0.0	2.3
Total	\$36.77	0.0	2.3



Notes:

¹Demand Response - Taxi (DT) and non-dedicated fleets do not report fleet age data.