

Camarillo Area Transit

2015 Annual Agency Profile

General Information

Urbanized Area (UZA) Statistics - 2010 Census

386 Camarillo, CA
22 Square Miles
71,772 Population
386 Pop. Rank out of 498 UZAs

Service Area Statistics

20 Square Miles
66,000 Population

Service Consumption

165,439 Annual Unlinked Trips (UPT)

Service Supplied

291,706 Annual Vehicle Revenue Miles (VRM)
28,672 Annual Vehicle Revenue Hours (VRH)

Database Information

NTDID: 90163

Reporter Type: Reduced Reporter

Financial Information

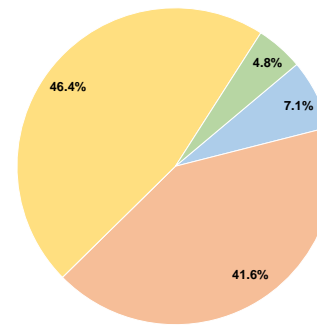
Sources of Operating Funds Expended

Fare Revenues	\$113,230	7.1%
Local Funds	\$659,195	41.6%
State Funds	\$0	0.0%
Federal Assistance	\$735,642	46.4%
Other Funds	\$76,448	4.8%
Total Operating Funds Expended	\$1,584,515	100.0%

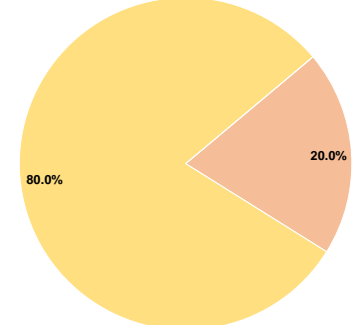
Sources of Capital Funds Expended

Fare Revenues	\$0	0.0%
Local Funds	\$40,009	20.0%
State Funds	\$0	0.0%
Federal Assistance	\$160,036	80.0%
Other Funds	\$0	0.0%
Total Capital Funds Expended	\$200,045	100.0%

Operating Funding Sources



Capital Funding Sources



Modal Characteristics

Operation Characteristics

Vehicles Operated at Maximum Service

Mode	Directly Operated	Purchased Transportation	Operating Expenses	Fare Revenues	Uses of Capital Funds	Annual Unlinked Trips	Annual Vehicle Revenue Miles	Annual Vehicle Revenue Hours	Average Fleet Age in Years ¹
Bus	-	2	\$262,081	\$18,617	\$0	53,633	43,307	4,542	3.0
Demand Response	-	12	\$1,322,434	\$94,613	\$200,045	111,806	248,399	24,130	3.6
Total	-	14	\$1,584,515	\$113,230	\$200,045	165,439	291,706	28,672	

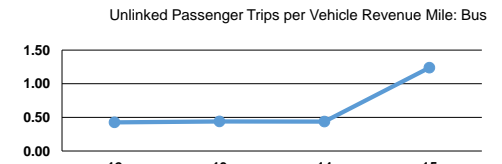
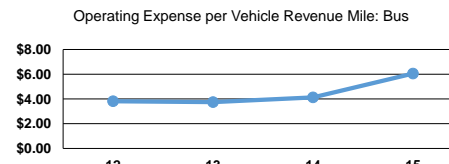
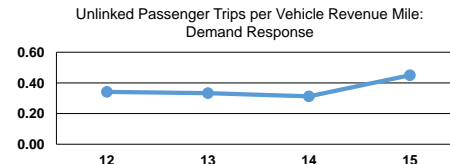
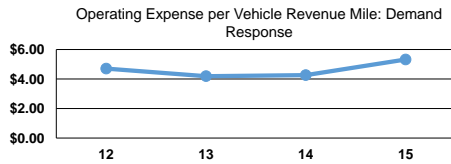
Performance Measures

Service Efficiency

Mode	Operating Expenses per Vehicle Revenue Mile	Operating Expenses per Vehicle Revenue Hour
Bus	\$6.05	\$57.70
Demand Response	\$5.32	\$54.80
Total	\$5.43	\$55.26

Service Effectiveness

Mode	Operating Expenses per Unlinked Passenger Trip	Unlinked Trips per Vehicle Revenue Mile	Unlinked Trips per Vehicle Revenue Hour
Bus	\$4.89	1.2	11.8
Demand Response	\$11.83	0.5	4.6
Total	\$9.58	0.6	5.8



Notes:

¹Demand Response - Taxi (DT) and non-dedicated fleets do not report fleet age data.