

Groton Community Transit, Inc.

2015 Annual Agency Profile

Transportation Specialist: Ms Sallie Doty
(605) 773-7038

General Information

Service Consumption

7,657 Annual Unlinked Trips (UPT)

Service Supplied

14,767 Annual Vehicle Revenue Miles (VRM)

2,326 Annual Vehicle Revenue Hours (VRH)

Summary of Operating Expenses (OE)

\$88,230 Total Operating Expenses

Database Information

NTDID: 8R04-80232

Reporter Type: Rural General Public Transit

Financial Information

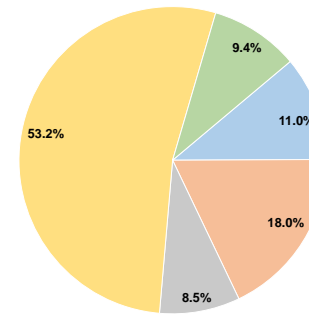
Sources of Operating Funds Expended

Fare Revenues	\$9,737	11.0%
Local Funds	\$15,854	18.0%
State Funds	\$7,474	8.5%
Federal Assistance	\$46,912	53.2%
Other Funds	\$8,253	9.4%
Total Operating Funds Expended	\$88,230	100.0%

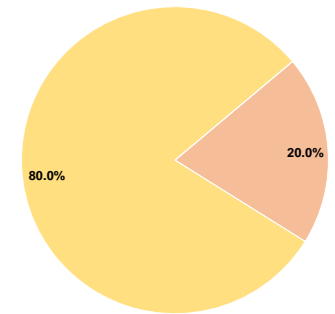
Sources of Capital Funds Expended

Fare Revenues	\$0	0.0%
Local Funds	\$7,726	20.0%
State Funds	\$0	0.0%
Federal Assistance	\$30,907	80.0%
Other Funds	\$0	0.0%
Total Capital Funds Expended	\$38,633	100.0%

Operating Funding Sources



Capital Funding Sources



Modal Characteristics

Operation Characteristics

Vehicles Operated at Maximum Service

Mode	Directly Operated	Purchased Transportation	Operating Expenses	Fare Revenues	Uses of Capital Funds	Annual Unlinked Trips	Annual Vehicle Revenue Miles	Annual Vehicle Revenue Hours
Demand Response	3	-	\$88,230	\$9,737	\$38,633	7,657	14,767	2,326
Total	3	-	\$88,230	\$9,737	\$38,633	7,657	14,767	2,326

Performance Measures

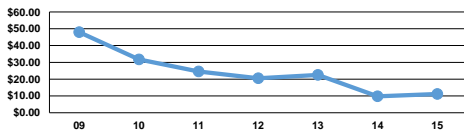
Service Efficiency

Mode	Operating Expenses per Vehicle Revenue Mile	Operating Expenses per Vehicle Revenue Hour
Demand Response	\$5.97	\$37.93
Total	\$5.97	\$37.93

Service Effectiveness

Mode	Operating Expenses per Unlinked Passenger Trip	Unlinked Trips per Vehicle Revenue Mile	Unlinked Trips per Vehicle Revenue Hour
Demand Response	\$11.52	0.5	3.3
Total	\$11.52	0.5	3.3

Operating Expense per Vehicle Revenue Mile: Agency Total



Unlinked Passenger Trips per Vehicle Revenue Mile: Agency Total

