

Crow Tribe of Indians

2015 Annual Agency Profile

PO Box 159
Crow Agency, MT 59022

Director of Transit: Mr. Alvin Not Afraid
406-638-2430

General Information

Federally Recognized Tribal Statistical Areas

58 Crow Reservation and Off-Reservation Trust Land, MT

Service Consumption

9,446 Annual Unlinked Trips (UPT)

Service Supplied

211,058 Annual Vehicle Revenue Miles (VRM)

5,282 Annual Vehicle Revenue Hours (VRH)

Database Information

NTDID: 88188

Reporter Type: Tribal Reporter

Financial Information

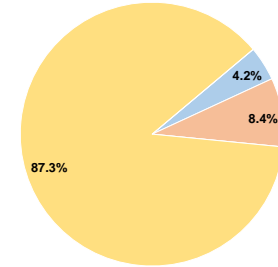
Sources of Operating Funds Expended

Fare Revenues	\$18,405	4.2%
Local Funds	\$36,804	8.4%
State Funds	\$0	0.0%
Federal Assistance	\$380,675	87.3%
Other Funds	\$0	0.0%
Total Operating Funds Expended	\$435,884	100.0%

Sources of Capital Funds Expended

Fare Revenues	\$0
Local Funds	\$0
State Funds	\$0
Federal Assistance	\$0
Other Funds	\$0
Total Capital Funds Expended	\$0

Operating Funding Sources



Modal Characteristics

Operation Characteristics

Vehicles Operated at Maximum Service

Mode	Directly Operated	Purchased Transportation	Operating Expenses	Fare Revenues	Uses of Capital Funds	Annual Unlinked Trips	Annual Vehicle Revenue Miles	Annual Vehicle Revenue Hours	Average Fleet Age in Years ¹
Bus	4	-	\$409,731	\$13,564	\$0	9,238	197,549	4,801	5.3
Demand Response	2	-	\$26,153	\$4,841	\$0	208	13,509	481	4.5
Total	6	-	\$435,884	\$18,405	\$0	9,446	211,058	5,282	

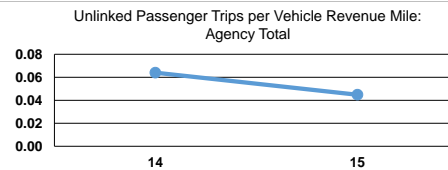
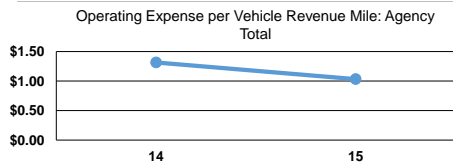
Performance Measures

Service Efficiency

Mode	Operating Expenses per Vehicle Revenue Mile	Operating Expenses per Vehicle Revenue Hour
Bus	\$2.07	\$85.34
Demand Response	\$1.94	\$54.37
Total	\$2.07	\$82.52

Service Effectiveness

Mode	Operating Expenses per Unlinked Passenger Trip	Unlinked Trips per Vehicle Revenue Mile	Unlinked Trips per Vehicle Revenue Hour
Bus	\$44.35	0.0	1.9
Demand Response	\$125.74	0.0	0.4
Total	\$46.14	0.0	1.8



Notes:

¹Demand Response - Taxi (DT) and non-dedicated fleets do not report fleet age data.