

Northern Cheyenne Tribe

2015 Annual Agency Profile

<http://www.cheyennenation.com>
600 Littlecoyote Drive
Lame Deer, MT 50943

Administrative Assistant: Mrs. Winona Wallowing
406-477-6505

General Information

Federally Recognized Tribal Statistical Areas

176 Northern Cheyenne Indian Reservation and Off-Reservation Trust
Land, MT--SD

Service Consumption

6,573 Annual Unlinked Trips (UPT)

Service Supplied

68,402 Annual Vehicle Revenue Miles (VRM)
3,701 Annual Vehicle Revenue Hours (VRH)

Database Information

NTDID: 88116

Reporter Type: Tribal Reporter

Financial Information

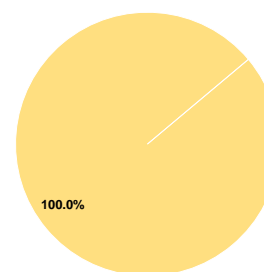
Sources of Operating Funds Expended

Fare Revenues	\$0	0.0%
Local Funds	\$0	0.0%
State Funds	\$0	0.0%
Federal Assistance	\$252,461	100.0%
Other Funds	\$0	0.0%
Total Operating Funds Expended	\$252,461	100.0%

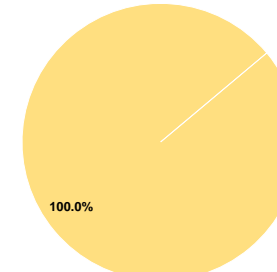
Sources of Capital Funds Expended

Fare Revenues	\$0	0.0%
Local Funds	\$0	0.0%
State Funds	\$0	0.0%
Federal Assistance	\$50,000	100.0%
Other Funds	\$0	0.0%
Total Capital Funds Expended	\$50,000	100.0%

Operating Funding Sources



Capital Funding Sources



Modal Characteristics

Operation Characteristics

Vehicles Operated at Maximum Service

Mode	Directly Operated	Purchased Transportation	Operating Expenses	Fare Revenues	Uses of Capital Funds	Annual Unlinked Trips	Annual Vehicle Revenue Miles	Annual Vehicle Revenue Hours	Average Fleet Age in Years ¹
Bus	2	-	\$252,461	\$0	\$50,000	6,573	68,402	3,701	5.5
Total	2	-	\$252,461	\$0	\$50,000	6,573	68,402	3,701	

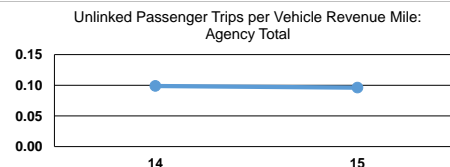
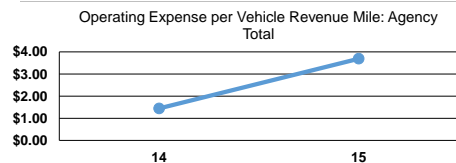
Performance Measures

Service Efficiency

Mode	Operating Expenses per Vehicle Revenue Mile	Operating Expenses per Vehicle Revenue Hour
Bus	\$3.69	\$68.21
Total	\$3.69	\$68.21

Service Effectiveness

Mode	Operating Expenses per Unlinked Passenger Trip	Unlinked Trips per Vehicle Revenue Mile	Unlinked Trips per Vehicle Revenue Hour
Bus	\$38.41	0.1	1.8
Total	\$38.41	0.1	1.8



Notes:

¹Demand Response - Taxi (DT) and non-dedicated fleets do not report fleet age data.