

Nemaha County Transit

2015 Annual Agency Profile

607 Nemaha St.
Seneca, KS 66538

Public Service Administrator: Ms. Kelly Broxterman

General Information

Service Consumption

15,714 Annual Unlinked Trips (UPT)

Service Supplied

45,182 Annual Vehicle Revenue Miles (VRM)

2,590 Annual Vehicle Revenue Hours (VRH)

Summary of Operating Expenses (OE)

\$112,365 Total Operating Expenses

Database Information

NTDID: 7R02-70213

Reporter Type: Rural General Public Transit

Financial Information

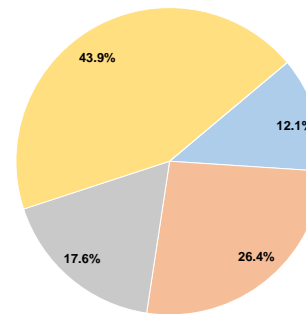
Sources of Operating Funds Expended

Fare Revenues	\$13,648	12.1%
Local Funds	\$29,615	26.4%
State Funds	\$19,743	17.6%
Federal Assistance	\$49,358	43.9%
Other Funds	\$0	0.0%
Total Operating Funds Expended	\$112,364	100.0%

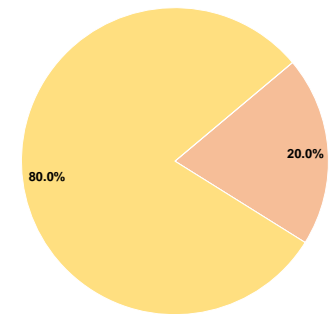
Sources of Capital Funds Expended

Fare Revenues	\$0	0.0%
Local Funds	\$7,435	20.0%
State Funds	\$0	0.0%
Federal Assistance	\$29,739	80.0%
Other Funds	\$0	0.0%
Total Capital Funds Expended	\$37,174	100.0%

Operating Funding Sources



Capital Funding Sources



Modal Characteristics

Operation Characteristics

Vehicles Operated at Maximum Service

Mode	Directly Operated	Purchased Transportation	Operating Expenses	Fare Revenues	Uses of Capital Funds	Annual Unlinked Trips	Annual Vehicle Revenue Miles	Annual Vehicle Revenue Hours
Demand Response	4	-	\$112,365	\$13,648	\$37,174	15,714	45,182	2,590
Total	4	-	\$112,365	\$13,648	\$37,174	15,714	45,182	2,590

Performance Measures

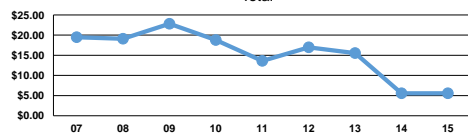
Service Efficiency

Mode	Operating Expenses per Vehicle Revenue Mile	Operating Expenses per Vehicle Revenue Hour
Demand Response	\$2.49	\$43.38
Total	\$2.49	\$43.38

Service Effectiveness

Mode	Operating Expenses per Unlinked Passenger Trip	Unlinked Trips per Vehicle Revenue Mile	Unlinked Trips per Vehicle Revenue Hour
Demand Response	\$7.15	0.3	6.1
Total	\$7.15	0.3	6.1

Operating Expense per Vehicle Revenue Mile: Agency Total



Unlinked Passenger Trips per Vehicle Revenue Mile: Agency Total

