

# Winnebago Tribe of Nebraska

2015 Annual Agency Profile

Tribal Transit Manager: Mr. Herschel Snowball  
402-878-4225

PO Box 687  
Winnebago, NE 68071

## General Information

### Federally Recognized Tribal Statistical Areas

309 Winnebago Reservation and Off-Reservation Trust Land, NE--IA

### Service Consumption

41,522 Annual Unlinked Trips (UPT)

### Service Supplied

243,900 Annual Vehicle Revenue Miles (VRM)

5,532 Annual Vehicle Revenue Hours (VRH)

### Database Information

NTDID: 70004

Reporter Type: Tribal Reporter

## Financial Information

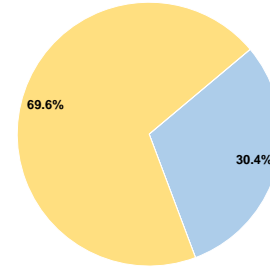
### Sources of Operating Funds Expended

Fare Revenues	\$221,885	30.4%
Local Funds	\$0	0.0%
State Funds	\$0	0.0%
Federal Assistance	\$507,995	69.6%
Other Funds	\$0	0.0%
<b>Total Operating Funds Expended</b>	<b>\$729,880</b>	<b>100.0%</b>

### Sources of Capital Funds Expended

Fare Revenues	\$0
Local Funds	\$0
State Funds	\$0
Federal Assistance	\$0
Other Funds	\$0
<b>Total Capital Funds Expended</b>	<b>\$0</b>

### Operating Funding Sources



## Modal Characteristics

### Operation Characteristics

#### Vehicles Operated at Maximum Service

Mode	Directly Operated	Purchased Transportation	Operating Expenses	Fare Revenues	Uses of Capital Funds	Annual Unlinked Trips	Annual Vehicle Revenue Miles	Annual Vehicle Revenue Hours	Average Fleet Age in Years <sup>1</sup>
Bus	3	-	\$502,751	\$210,365	\$0	36,777	197,100	3,966	6.0
Demand Response	1	-	\$227,129	\$11,520	\$0	4,745	46,800	1,566	3.0
<b>Total</b>	<b>4</b>	<b>-</b>	<b>\$729,880</b>	<b>\$221,885</b>	<b>\$0</b>	<b>41,522</b>	<b>243,900</b>	<b>5,532</b>	

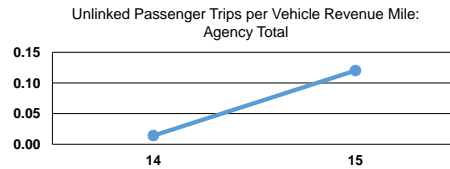
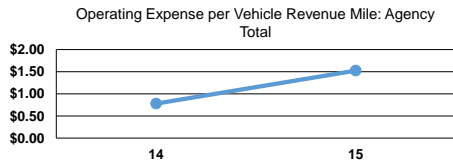
### Performance Measures

#### Service Efficiency

Mode	Operating Expenses per Vehicle Revenue Mile	Operating Expenses per Vehicle Revenue Hour
Bus	\$2.55	\$126.77
Demand Response	\$4.85	\$145.04
<b>Total</b>	<b>\$2.99</b>	<b>\$131.94</b>

#### Service Effectiveness

Mode	Operating Expenses per Unlinked Passenger Trip	Unlinked Trips per Vehicle Revenue Mile	Unlinked Trips per Vehicle Revenue Hour
Bus	\$13.67	0.2	9.3
Demand Response	\$47.87	0.1	3.0
<b>Total</b>	<b>\$17.58</b>	<b>0.2</b>	<b>7.5</b>



#### Notes:

<sup>1</sup>Demand Response - Taxi (DT) and non-dedicated fleets do not report fleet age data.