

Town of Red River

2015 Annual Agency Profile

General Information

Service Consumption

44,993 Annual Unlinked Trips (UPT)

Service Supplied

28,073 Annual Vehicle Revenue Miles (VRM)

3,575 Annual Vehicle Revenue Hours (VRH)

Summary of Operating Expenses (OE)

\$140,874 Total Operating Expenses

Database Information

NTDID: 6R03-60237

Reporter Type: Rural General Public Transit

Financial Information

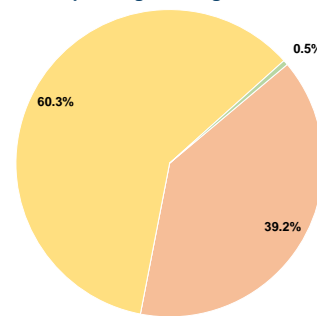
Sources of Operating Funds Expended

Fare Revenues	\$0	0.0%
Local Funds	\$55,166	39.2%
State Funds	\$0	0.0%
Federal Assistance	\$84,968	60.3%
Other Funds	\$740	0.5%
Total Operating Funds Expended	\$140,874	100.0%

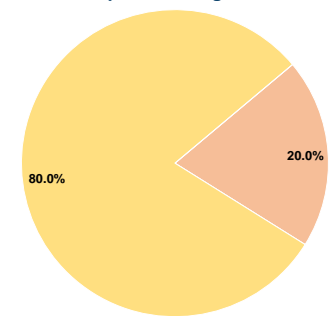
Sources of Capital Funds Expended

Fare Revenues	\$0	0.0%
Local Funds	\$10,448	20.0%
State Funds	\$0	0.0%
Federal Assistance	\$41,782	80.0%
Other Funds	\$0	0.0%
Total Capital Funds Expended	\$52,230	100.0%

Operating Funding Sources



Capital Funding Sources



Modal Characteristics

Operation Characteristics

Vehicles Operated at Maximum Service

Mode	Directly Operated	Purchased Transportation	Operating Expenses	Fare Revenues
Demand Response	4	-	\$140,874	\$0
Total	4	-	\$140,874	\$0

Uses of Capital Funds
\$52,230
\$52,230

Annual Unlinked Trips
44,993
44,993

Annual Vehicle Revenue Miles
28,073
28,073

Annual Vehicle Revenue Hours
3,575
3,575

Performance Measures

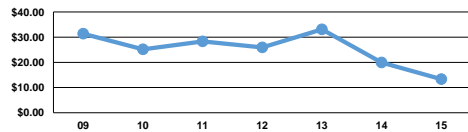
Service Efficiency

Mode	Operating Expenses per Vehicle Revenue Mile	Operating Expenses per Vehicle Revenue Hour
Demand Response	\$5.02	\$39.41
Total	\$5.02	\$39.41

Service Effectiveness

Mode	Operating Expenses per Unlinked Passenger Trip	Unlinked Trips per Vehicle Revenue Mile	Unlinked Trips per Vehicle Revenue Hour
Demand Response	\$3.13	1.6	12.6
Total	\$3.13	1.6	12.6

Operating Expense per Vehicle Revenue Mile: Agency Total



Unlinked Passenger Trips per Vehicle Revenue Mile: Agency Total

