

## General Information

### Service Consumption

189,216 Annual Unlinked Trips (UPT)

### Service Supplied

375,332 Annual Vehicle Revenue Miles (VRM)

30,845 Annual Vehicle Revenue Hours (VRH)

### Summary of Operating Expenses (OE)

\$1,262,089 Total Operating Expenses

### Database Information

NTDID: 6R03-60167

Reporter Type: Rural General Public Transit

## Financial Information

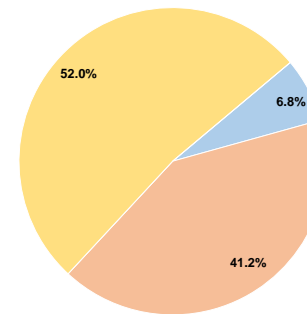
### Sources of Operating Funds Expended

Fare Revenues	\$85,750	6.8%
Local Funds	\$520,314	41.2%
State Funds	\$0	0.0%
Federal Assistance	\$656,025	52.0%
Other Funds	\$0	0.0%
<b>Total Operating Funds Expended</b>	<b>\$1,262,089</b>	<b>100.0%</b>

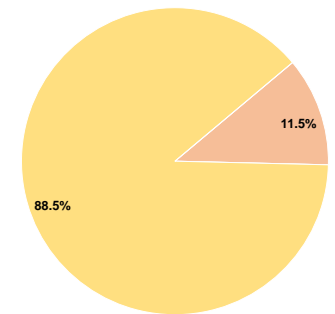
### Sources of Capital Funds Expended

Fare Revenues	\$0	0.0%
Local Funds	\$9,853	11.5%
State Funds	\$0	0.0%
Federal Assistance	\$75,897	88.5%
Other Funds	\$0	0.0%
<b>Total Capital Funds Expended</b>	<b>\$85,750</b>	<b>100.0%</b>

### Operating Funding Sources



### Capital Funding Sources



## Modal Characteristics

### Operation Characteristics

#### Vehicles Operated at Maximum Service

Mode	Directly Operated	Purchased Transportation	Operating Expenses	Fare Revenues	Uses of Capital Funds	Annual Unlinked Trips	Annual Vehicle Revenue Miles	Annual Vehicle Revenue Hours
Bus	10	-	\$1,117,077	\$75,897	\$85,750	182,779	334,411	27,485
Demand Response	5	-	\$145,012	\$9,853	\$0	6,437	40,921	3,360
<b>Total</b>	<b>15</b>	<b>-</b>	<b>\$1,262,089</b>	<b>\$85,750</b>	<b>\$85,750</b>	<b>189,216</b>	<b>375,332</b>	<b>30,845</b>

### Performance Measures


#### Service Efficiency

Mode	Operating Expenses per Vehicle Revenue Mile	Operating Expenses per Vehicle Revenue Hour
Bus	\$3.34	\$40.64
Demand Response	\$3.54	\$43.16
<b>Total</b>	<b>\$3.36</b>	<b>\$40.92</b>

#### Service Effectiveness

Mode	Operating Expenses per Unlinked Passenger Trip	Unlinked Trips per Vehicle Revenue Mile	Unlinked Trips per Vehicle Revenue Hour
Bus	\$6.11	0.5	6.7
Demand Response	\$22.53	0.2	1.9
<b>Total</b>	<b>\$6.67</b>	<b>0.5</b>	<b>6.1</b>

Operating Expense per Vehicle Revenue Mile: Agency Total



Unlinked Passenger Trips per Vehicle Revenue Mile: Agency Total

