

Iberville Sheriff's Office

2015 Annual Agency Profile

58050 Meriam St.
Plaquemine, LA 70764

Director: Mrs. Donna Lavigne
225-379-3060

General Information

Service Consumption

9,170 Annual Unlinked Trips (UPT)

Service Supplied

190,696 Annual Vehicle Revenue Miles (VRM)

13,505 Annual Vehicle Revenue Hours (VRH)

Summary of Operating Expenses (OE)

\$388,596 Total Operating Expenses

Database Information

NTDID: 6R02-66267

Reporter Type: Rural General Public Transit

Financial Information

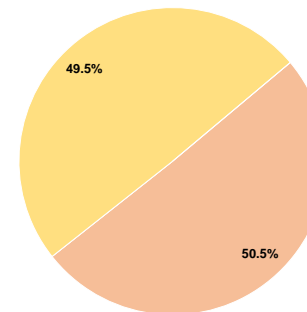
Sources of Operating Funds Expended

Fare Revenues	\$0	0.0%
Local Funds	\$196,105	50.5%
State Funds	\$0	0.0%
Federal Assistance	\$192,491	49.5%
Other Funds	\$0	0.0%
Total Operating Funds Expended	\$388,596	100.0%

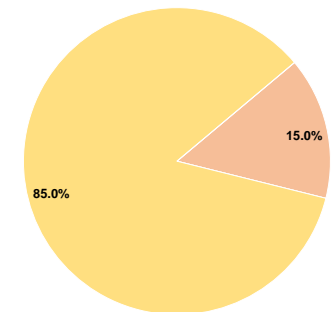
Sources of Capital Funds Expended

Fare Revenues	\$0	0.0%
Local Funds	\$14,482	15.0%
State Funds	\$0	0.0%
Federal Assistance	\$82,064	85.0%
Other Funds	\$0	0.0%
Total Capital Funds Expended	\$96,546	100.0%

Operating Funding Sources



Capital Funding Sources



Modal Characteristics

Operation Characteristics

Vehicles Operated at Maximum Service

Mode	Directly Operated	Purchased Transportation	Operating Expenses	Fare Revenues	Uses of Capital Funds	Annual Unlinked Trips	Annual Vehicle Revenue Miles	Annual Vehicle Revenue Hours
Demand Response	7	-	\$388,596	\$0	\$96,546	9,170	190,696	13,505
Total	7	-	\$388,596	\$0	\$96,546	9,170	190,696	13,505

Performance Measures

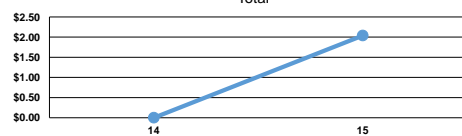
Service Efficiency

Mode	Operating Expenses per Vehicle Revenue Mile	Operating Expenses per Vehicle Revenue Hour
Demand Response	\$2.04	\$28.77
Total	\$2.04	\$28.77

Service Effectiveness

Mode	Operating Expenses per Unlinked Passenger Trip	Unlinked Trips per Vehicle Revenue Mile	Unlinked Trips per Vehicle Revenue Hour
Demand Response	\$42.38	0.0	0.7
Total	\$42.38	0.0	0.7

Operating Expense per Vehicle Revenue Mile: Agency Total



Unlinked Passenger Trips per Vehicle Revenue Mile: Agency Total

