

# Ponca Tribe of Oklahoma

## 2015 Annual Agency Profile

<http://www.ponca.com/>  
218 White Eagle Dr.  
Ponca City, OK 74601

Director: Ms. Matilda Broncho  
580-763-0137

### General Information

#### Federally Recognized Tribal Statistical Areas

419 Ponca OTSA, OK

#### Service Consumption

112,500 Annual Unlinked Trips (UPT)

#### Service Supplied

128,624 Annual Vehicle Revenue Miles (VRM)

12,432 Annual Vehicle Revenue Hours (VRH)

#### Database Information

NTDID: 66146

Reporter Type: Tribal Reporter

### Financial Information

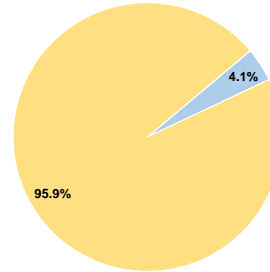
#### Sources of Operating Funds Expended

Fare Revenues	\$9,602	4.1%
Local Funds	\$0	0.0%
State Funds	\$0	0.0%
Federal Assistance	\$225,056	95.9%
Other Funds	\$0	0.0%
<b>Total Operating Funds Expended</b>	<b>\$234,658</b>	<b>100.0%</b>

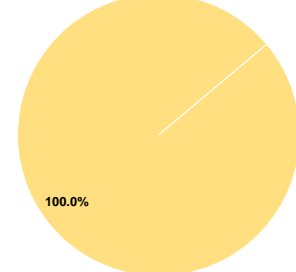
#### Sources of Capital Funds Expended

Fare Revenues	\$0	0.0%
Local Funds	\$0	0.0%
State Funds	\$0	0.0%
Federal Assistance	\$77,394	100.0%
Other Funds	\$0	0.0%
<b>Total Capital Funds Expended</b>	<b>\$77,394</b>	<b>100.0%</b>

#### Operating Funding Sources



#### Capital Funding Sources



### Modal Characteristics

#### Operation Characteristics

#### Vehicles Operated at Maximum Service

Mode	Directly Operated	Purchased Transportation	Operating Expenses	Fare Revenues	Uses of Capital Funds	Annual Unlinked Trips	Annual Vehicle Revenue Miles	Annual Vehicle Revenue Hours	Average Fleet Age in Years <sup>1</sup>
Demand Response	6	-	\$234,658	\$9,602	\$77,394	112,500	128,624	12,432	2.4
<b>Total</b>	<b>6</b>	<b>-</b>	<b>\$234,658</b>	<b>\$9,602</b>	<b>\$77,394</b>	<b>112,500</b>	<b>128,624</b>	<b>12,432</b>	

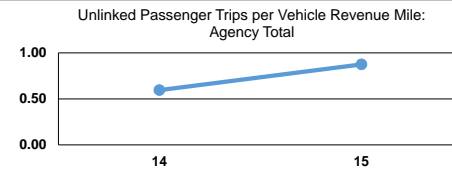
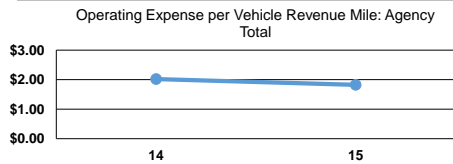
#### Performance Measures

#### Service Efficiency

Mode	Operating Expenses per Vehicle Revenue Mile	Operating Expenses per Vehicle Revenue Hour
Demand Response	\$1.82	\$18.88
<b>Total</b>	<b>\$1.82</b>	<b>\$18.88</b>

#### Service Effectiveness

Mode	Operating Expenses per Unlinked Passenger Trip	Unlinked Trips per Vehicle Revenue Mile	Unlinked Trips per Vehicle Revenue Hour
Demand Response	\$2.09	0.9	9.0
<b>Total</b>	<b>\$2.09</b>	<b>0.9</b>	<b>9.0</b>



#### Notes:

<sup>1</sup>Demand Response - Taxi (DT) and non-dedicated fleets do not report fleet age data.