

City of Wisconsin Rapids

2015 Annual Agency Profile

General Information

Service Consumption

102,575 Annual Unlinked Trips (UPT)

Service Supplied

473,051 Annual Vehicle Revenue Miles (VRM)

39,067 Annual Vehicle Revenue Hours (VRH)

Summary of Operating Expenses (OE)

\$865,032 Total Operating Expenses

Database Information

NTDID: 5R06-50405

Reporter Type: Rural General Public Transit

Financial Information

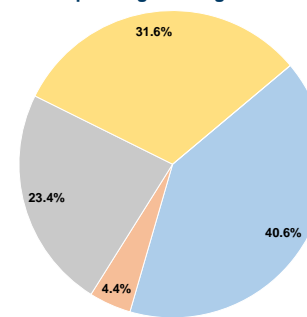
Sources of Operating Funds Expended

Fare Revenues	\$351,101	40.6%
Local Funds	\$38,385	4.4%
State Funds	\$202,540	23.4%
Federal Assistance	\$273,006	31.6%
Other Funds	\$0	0.0%
Total Operating Funds Expended	\$865,032	100.0%

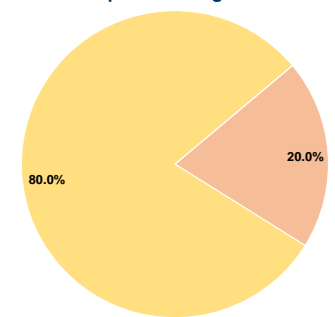
Sources of Capital Funds Expended

Fare Revenues	\$0	0.0%
Local Funds	\$14,032	20.0%
State Funds	\$0	0.0%
Federal Assistance	\$56,126	80.0%
Other Funds	\$0	0.0%
Total Capital Funds Expended	\$70,158	100.0%

Operating Funding Sources



Capital Funding Sources



Modal Characteristics

Operation Characteristics

Vehicles Operated at Maximum Service

Mode	Directly Operated	Purchased Transportation	Operating Expenses	Fare Revenues
Demand Response - Taxi	-	11	\$865,032	\$351,101
Total	-	11	\$865,032	\$351,101

Uses of Capital Funds	Annual Unlinked Trips	Annual Vehicle Revenue Miles	Annual Vehicle Revenue Hours
\$70,158	102,575	473,051	39,067
\$70,158	102,575	473,051	39,067

Performance Measures

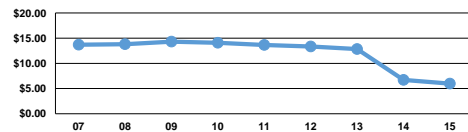
Service Efficiency

Mode	Operating Expenses per Vehicle Revenue Mile	Operating Expenses per Vehicle Revenue Hour
Demand Response - Taxi	\$1.83	\$22.14
Total	\$1.83	\$22.14

Service Effectiveness

Mode	Operating Expenses per Unlinked Passenger Trip	Unlinked Trips per Vehicle Revenue Mile	Unlinked Trips per Vehicle Revenue Hour
Demand Response - Taxi	\$8.43	0.2	2.6
Total	\$8.43	0.2	2.6

Operating Expense per Vehicle Revenue Mile: Agency Total



Unlinked Passenger Trips per Vehicle Revenue Mile: Agency Total

