

General Information

Service Consumption

37,305 Annual Unlinked Trips (UPT)

Service Supplied

108,612 Annual Vehicle Revenue Miles (VRM)
 12,625 Annual Vehicle Revenue Hours (VRH)

Summary of Operating Expenses (OE)

\$265,115 Total Operating Expenses

Database Information

NTDID: 5R06-50290
 Reporter Type: Rural General Public Transit

Financial Information

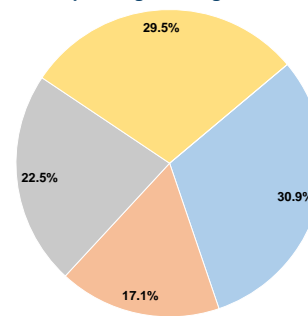
Sources of Operating Funds Expended

Fare Revenues	\$81,912	30.9%
Local Funds	\$45,313	17.1%
State Funds	\$59,698	22.5%
Federal Assistance	\$78,192	29.5%
Other Funds	\$0	0.0%
Total Operating Funds Expended	\$265,115	100.0%

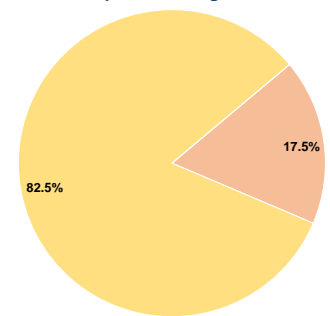
Sources of Capital Funds Expended

Fare Revenues	\$0	0.0%
Local Funds	\$5,311	17.5%
State Funds	\$0	0.0%
Federal Assistance	\$25,019	82.5%
Other Funds	\$0	0.0%
Total Capital Funds Expended	\$30,330	100.0%

Operating Funding Sources



Capital Funding Sources



Modal Characteristics

Operation Characteristics

Vehicles Operated at Maximum Service

Mode	Directly Operated	Purchased Transportation	Operating Expenses	Fare Revenues	Uses of Capital Funds	Annual Unlinked Trips	Annual Vehicle Revenue Miles	Annual Vehicle Revenue Hours
Demand Response - Taxi	-	4	\$265,115	\$81,912	\$30,330	37,305	108,612	12,625
Total	-	4	\$265,115	\$81,912	\$30,330	37,305	108,612	12,625

Performance Measures

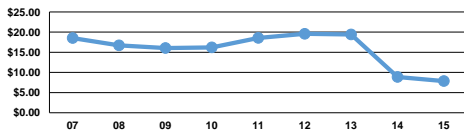
Service Efficiency

Mode	Operating Expenses per Vehicle Revenue Mile	Operating Expenses per Vehicle Revenue Hour
Demand Response - Taxi	\$2.44	\$21.00
Total	\$2.44	\$21.00

Service Effectiveness

Mode	Operating Expenses per Unlinked Passenger Trip	Unlinked Trips per Vehicle Revenue Mile	Unlinked Trips per Vehicle Revenue Hour
Demand Response - Taxi	\$7.11	0.3	3.0
Total	\$7.11	0.3	3.0

Operating Expense per Vehicle Revenue Mile: Agency Total



Unlinked Passenger Trips per Vehicle Revenue Mile: Agency Total

