

Columbiana County/Community Action Rural Transit S

2015 Annual Agency Profile

General Information

Service Consumption

132,080 Annual Unlinked Trips (UPT)

Service Supplied

961,174 Annual Vehicle Revenue Miles (VRM)
51,831 Annual Vehicle Revenue Hours (VRH)

Summary of Operating Expenses (OE)

\$1,693,813 Total Operating Expenses

Database Information

NTDID: 5R05-50481
Reporter Type: Rural General Public Transit

Financial Information

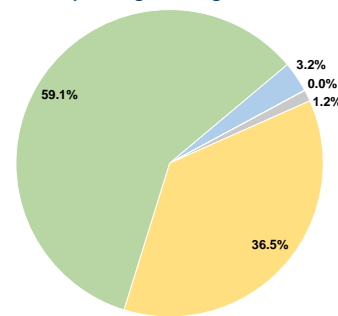
Sources of Operating Funds Expended

Fare Revenues	\$54,705	3.2%
Local Funds	\$429	0.0%
State Funds	\$20,254	1.2%
Federal Assistance	\$617,682	36.5%
Other Funds	\$1,000,743	59.1%
Total Operating Funds Expended	\$1,693,813	100.0%

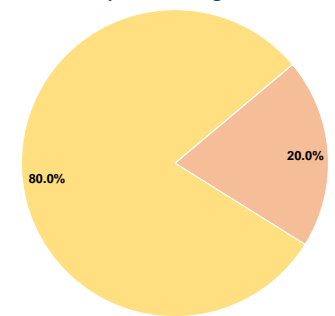
Sources of Capital Funds Expended

Fare Revenues	\$0	0.0%
Local Funds	\$9,926	20.0%
State Funds	\$0	0.0%
Federal Assistance	\$39,704	80.0%
Other Funds	\$0	0.0%
Total Capital Funds Expended	\$49,630	100.0%

Operating Funding Sources



Capital Funding Sources



Modal Characteristics

Operation Characteristics

Vehicles Operated at Maximum Service

Mode	Directly Operated	Purchased Transportation	Operating Expenses	Fare Revenues
Demand Response	36	-	\$1,693,813	\$54,705
Total	36	-	\$1,693,813	\$54,705

Uses of Capital Funds	Annual Unlinked Trips	Annual Vehicle Revenue Miles	Annual Vehicle Revenue Hours
\$49,630	132,080	961,174	51,831
\$49,630	132,080	961,174	51,831

Performance Measures

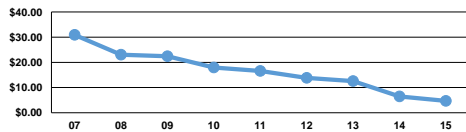
Service Efficiency

Mode	Operating Expenses per Vehicle Revenue Mile	Operating Expenses per Vehicle Revenue Hour
Demand Response	\$1.76	\$32.68
Total	\$1.76	\$32.68

Service Effectiveness

Mode	Operating Expenses per Unlinked Passenger Trip	Unlinked Trips per Vehicle Revenue Mile	Unlinked Trips per Vehicle Revenue Hour
Demand Response	\$12.82	0.1	2.5
Total	\$12.82	0.1	2.5

Operating Expense per Vehicle Revenue Mile: Agency Total



Unlinked Passenger Trips per Vehicle Revenue Mile: Agency Total

