

# Huron County Transit

## 2015 Annual Agency Profile

### General Information

#### Service Consumption

23,344 Annual Unlinked Trips (UPT)

#### Service Supplied

155,061 Annual Vehicle Revenue Miles (VRM)

8,431 Annual Vehicle Revenue Hours (VRH)

#### Summary of Operating Expenses (OE)

\$329,550 Total Operating Expenses

#### Database Information

NTDID: 5R05-50362

Reporter Type: Rural General Public Transit

### Financial Information

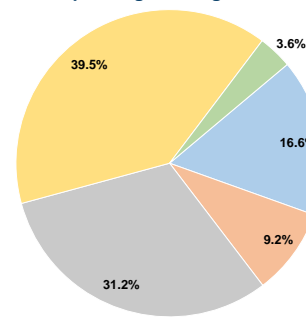
#### Sources of Operating Funds Expended

Fare Revenues	\$54,624	16.6%
Local Funds	\$30,190	9.2%
State Funds	\$102,674	31.2%
Federal Assistance	\$130,240	39.5%
Other Funds	\$11,822	3.6%
<b>Total Operating Funds Expended</b>	<b>\$329,550</b>	<b>100.0%</b>

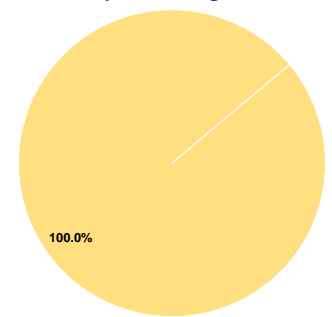
#### Sources of Capital Funds Expended

Fare Revenues	\$0	0.0%
Local Funds	\$0	0.0%
State Funds	\$0	0.0%
Federal Assistance	\$34,726	100.0%
Other Funds	\$0	0.0%
<b>Total Capital Funds Expended</b>	<b>\$34,726</b>	<b>100.0%</b>

#### Operating Funding Sources



#### Capital Funding Sources



### Modal Characteristics

#### Operation Characteristics

#### Vehicles Operated at Maximum Service

Mode	Directly Operated	Purchased Transportation	Operating Expenses	Fare Revenues	Uses of Capital Funds	Annual Unlinked Trips	Annual Vehicle Revenue Miles	Annual Vehicle Revenue Hours
Demand Response	9	-	\$329,550	\$54,624	\$34,726	23,344	155,061	8,431
<b>Total</b>	<b>9</b>	<b>-</b>	<b>\$329,550</b>	<b>\$54,624</b>	<b>\$34,726</b>	<b>23,344</b>	<b>155,061</b>	<b>8,431</b>

#### Performance Measures

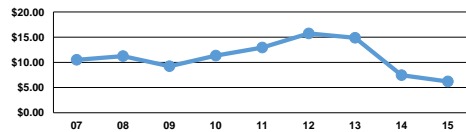
#### Service Efficiency

Mode	Operating Expenses per Vehicle Revenue Mile	Operating Expenses per Vehicle Revenue Hour
Demand Response	\$2.13	\$39.09
<b>Total</b>	<b>\$2.13</b>	<b>\$39.09</b>

#### Service Effectiveness

Mode	Operating Expenses per Unlinked Passenger Trip	Unlinked Trips per Vehicle Revenue Mile	Unlinked Trips per Vehicle Revenue Hour
Demand Response	\$14.12	0.2	2.8
<b>Total</b>	<b>\$14.12</b>	<b>0.2</b>	<b>2.8</b>

Operating Expense per Vehicle Revenue Mile: Agency Total



Unlinked Passenger Trips per Vehicle Revenue Mile: Agency Total

