

# Jo Daviess County

## 2015 Annual Agency Profile

Bureau Chief, Transit Operations: Mr. John Marrella  
(312)793-2332

### General Information

#### Service Consumption

44,886 Annual Unlinked Trips (UPT)

#### Service Supplied

301,766 Annual Vehicle Revenue Miles (VRM)

13,065 Annual Vehicle Revenue Hours (VRH)

#### Summary of Operating Expenses (OE)

\$703,766 Total Operating Expenses

#### Database Information

NTDID: 5R01-50364

Reporter Type: Rural General Public Transit

### Financial Information

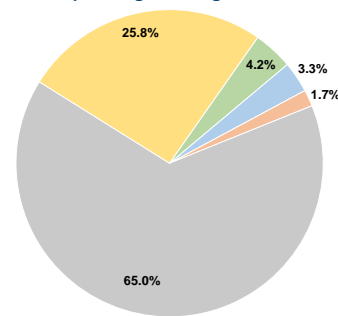
#### Sources of Operating Funds Expended

Fare Revenues	\$23,006	3.3%
Local Funds	\$12,191	1.7%
State Funds	\$457,448	65.0%
Federal Assistance	\$181,875	25.8%
Other Funds	\$29,246	4.2%
<b>Total Operating Funds Expended</b>	<b>\$703,766</b>	<b>100.0%</b>

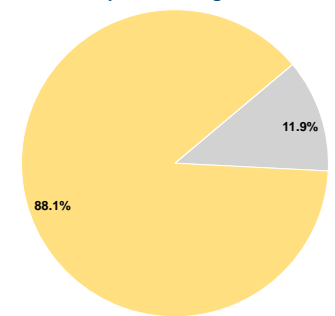
#### Sources of Capital Funds Expended

Fare Revenues	\$0	0.0%
Local Funds	\$0	0.0%
State Funds	\$39,927	11.9%
Federal Assistance	\$294,997	88.1%
Other Funds	\$0	0.0%
<b>Total Capital Funds Expended</b>	<b>\$334,924</b>	<b>100.0%</b>

#### Operating Funding Sources



#### Capital Funding Sources



### Modal Characteristics

#### Operation Characteristics

#### Vehicles Operated at Maximum Service

Mode	Directly Operated	Purchased Transportation	Operating Expenses	Fare Revenues	Uses of Capital Funds	Annual Unlinked Trips	Annual Vehicle Revenue Miles	Annual Vehicle Revenue Hours
Demand Response	15	-	\$703,766	\$23,006	\$334,924	44,886	301,766	13,065
<b>Total</b>	<b>15</b>	<b>-</b>	<b>\$703,766</b>	<b>\$23,006</b>	<b>\$334,924</b>	<b>44,886</b>	<b>301,766</b>	<b>13,065</b>

#### Performance Measures

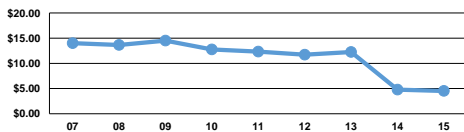
#### Service Efficiency

Mode	Operating Expenses per Vehicle Revenue Mile	Operating Expenses per Vehicle Revenue Hour
Demand Response	\$2.33	\$53.87
<b>Total</b>	<b>\$2.33</b>	<b>\$53.87</b>

#### Service Effectiveness

Mode	Operating Expenses per Unlinked Passenger Trip	Unlinked Trips per Vehicle Revenue Mile	Unlinked Trips per Vehicle Revenue Hour
Demand Response	\$15.68	0.1	3.4
<b>Total</b>	<b>\$15.68</b>	<b>0.1</b>	<b>3.4</b>

Operating Expense per Vehicle Revenue Mile: Agency Total



Unlinked Passenger Trips per Vehicle Revenue Mile: Agency Total

