

Grand Portage Reservation Tribal Council

2015 Annual Agency Profile

General Information

Federally Recognized Tribal Statistical Areas

91 Grand Portage Reservation and Off-Reservation Trust Land, MN

Service Consumption

2,464 Annual Unlinked Trips (UPT)

Service Supplied

194,211 Annual Vehicle Revenue Miles (VRM)

5,990 Annual Vehicle Revenue Hours (VRH)

Database Information

NTDID: 55222

Reporter Type: Tribal Reporter

Financial Information

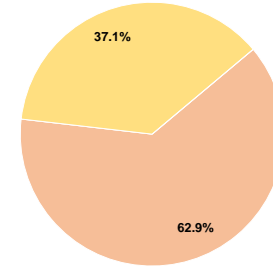
Sources of Operating Funds Expended

Fare Revenues	\$0	0.0%
Local Funds	\$156,245	62.9%
State Funds	\$0	0.0%
Federal Assistance	\$92,000	37.1%
Other Funds	\$0	0.0%
Total Operating Funds Expended	\$248,245	100.0%

Sources of Capital Funds Expended

Fare Revenues	\$0
Local Funds	\$0
State Funds	\$0
Federal Assistance	\$0
Other Funds	\$0
Total Capital Funds Expended	\$0

Operating Funding Sources



Modal Characteristics

Operation Characteristics

Vehicles Operated at Maximum Service

Mode	Directly Operated	Purchased Transportation	Operating Expenses	Fare Revenues	Uses of Capital Funds	Annual Unlinked Trips	Annual Vehicle Revenue Miles	Annual Vehicle Revenue Hours	Average Fleet Age in Years ¹
Demand Response	12	-	\$248,245	\$0	\$0	2,464	194,211	5,990	7.5
Total	12	-	\$248,245	\$0	\$0	2,464	194,211	5,990	

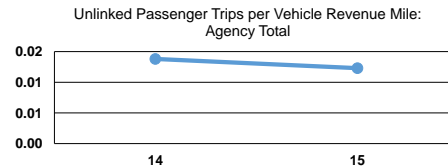
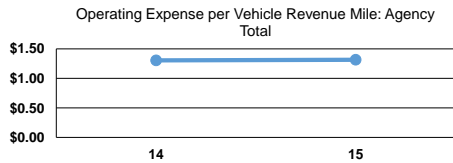
Performance Measures

Service Efficiency

Mode	Operating Expenses per Vehicle Revenue Mile	Operating Expenses per Vehicle Revenue Hour
Demand Response	\$1.28	\$41.44
Total	\$1.28	\$41.44

Service Effectiveness

Mode	Operating Expenses per Unlinked Passenger Trip	Unlinked Trips per Vehicle Revenue Mile	Unlinked Trips per Vehicle Revenue Hour
Demand Response	\$100.75	0.0	0.4
Total	\$100.75	0.0	0.4



Notes:

¹Demand Response - Taxi (DT) and non-dedicated fleets do not report fleet age data.