

Warren County Transit Services

2015 Annual Agency Profile

Administrator: Mr. David Gully
 513.695.1210

General Information

Urbanized Area (UZA) Statistics - 2010 Census

30 Cincinnati, OH-KY-IN
 788 Square Miles
 1,624,827 Population
 30 Pop. Rank out of 498 UZAs

Other UZAs Served

308 Middletown, OH; 59 Dayton, OH; 0 Ohio Non-UZA

Service Area Statistics

72 Square Miles
 118,747 Population

Service Consumption

41,764 Annual Unlinked Trips (UPT)

Service Supplied

368,039 Annual Vehicle Revenue Miles (VRM)
 27,943 Annual Vehicle Revenue Hours (VRH)

Database Information

NTDID: 50200

Reporter Type: Reduced Reporter

Financial Information

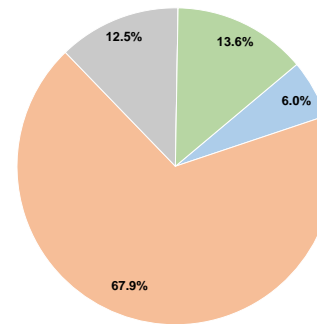
Sources of Operating Funds Expended

Fare Revenues	\$55,745	6.0%
Local Funds	\$634,413	67.9%
State Funds	\$116,689	12.5%
Federal Assistance	\$0	0.0%
Other Funds	\$127,212	13.6%
Total Operating Funds Expended	\$934,059	100.0%

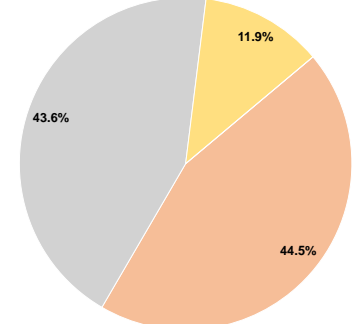
Sources of Capital Funds Expended

Fare Revenues	\$0	0.0%
Local Funds	\$102,911	44.5%
State Funds	\$100,721	43.6%
Federal Assistance	\$27,568	11.9%
Other Funds	\$0	0.0%
Total Capital Funds Expended	\$231,200	100.0%

Operating Funding Sources



Capital Funding Sources



Modal Characteristics

Operation Characteristics

Vehicles Operated at Maximum Service

Mode	Directly Operated	Purchased Transportation	Operating Expenses	Fare Revenues	Uses of Capital Funds	Annual Unlinked Trips	Annual Vehicle Revenue Miles	Annual Vehicle Revenue Hours	Average Fleet Age in Years ¹
Demand Response	-	19	\$934,060	\$55,745	\$231,201	41,764	368,039	27,943	3.4
Total	-	19	\$934,060	\$55,745	\$231,201	41,764	368,039	27,943	

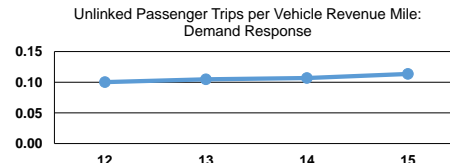
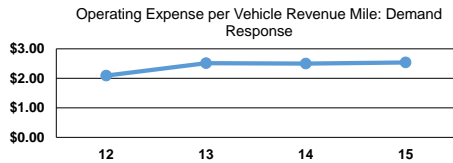
Performance Measures

Service Efficiency

Mode	Operating Expenses per Vehicle Revenue Mile	Operating Expenses per Vehicle Revenue Hour
Demand Response	\$2.54	\$33.43
Total	\$2.54	\$33.43

Service Effectiveness

Mode	Operating Expenses per Unlinked Passenger Trip	Unlinked Trips per Vehicle Revenue Mile	Unlinked Trips per Vehicle Revenue Hour
Demand Response	\$22.37	0.1	1.5
Total	\$22.37	0.1	1.5



Notes:

¹Demand Response - Taxi (DT) and non-dedicated fleets do not report fleet age data.