

# Brunswick Transit System Inc.

2015 Annual Agency Profile

Deputy Director: Ms. Tammy Montanez  
919-707-4687

## General Information

### Service Consumption

49,363 Annual Unlinked Trips (UPT)

### Service Supplied

461,725 Annual Vehicle Revenue Miles (VRM)

14,658 Annual Vehicle Revenue Hours (VRH)

### Summary of Operating Expenses (OE)

\$621,833 Total Operating Expenses

### Database Information

NTDID: 4R06-41058

Reporter Type: Rural General Public Transit

## Financial Information

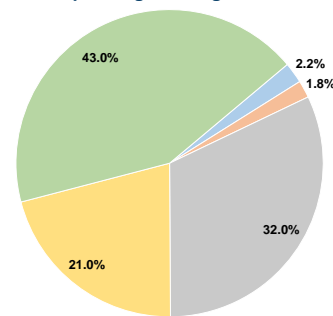
### Sources of Operating Funds Expended

Fare Revenues	\$13,651	2.2%
Local Funds	\$11,304	1.8%
State Funds	\$199,036	32.0%
Federal Assistance	\$130,739	21.0%
Other Funds	\$267,103	43.0%
<b>Total Operating Funds Expended</b>	<b>\$621,833</b>	<b>100.0%</b>

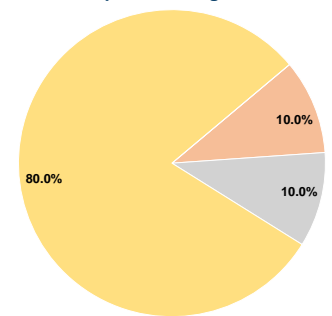
### Sources of Capital Funds Expended

Fare Revenues	\$0	0.0%
Local Funds	\$9,849	10.0%
State Funds	\$9,844	10.0%
Federal Assistance	\$78,768	80.0%
Other Funds	\$0	0.0%
<b>Total Capital Funds Expended</b>	<b>\$98,461</b>	<b>100.0%</b>

### Operating Funding Sources



### Capital Funding Sources



## Modal Characteristics

### Operation Characteristics

#### Vehicles Operated at Maximum Service

Mode	Directly Operated	Purchased Transportation	Operating Expenses	Fare Revenues	Uses of Capital Funds	Annual Unlinked Trips	Annual Vehicle Revenue Miles	Annual Vehicle Revenue Hours
Demand Response	9	-	\$621,833	\$13,651	\$98,461	49,363	461,725	14,658
<b>Total</b>	<b>9</b>	<b>-</b>	<b>\$621,833</b>	<b>\$13,651</b>	<b>\$98,461</b>	<b>49,363</b>	<b>461,725</b>	<b>14,658</b>

### Performance Measures

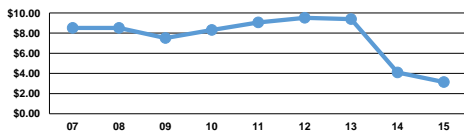
#### Service Efficiency

Mode	Operating Expenses per Vehicle Revenue Mile	Operating Expenses per Vehicle Revenue Hour
Demand Response	\$1.35	\$42.42
<b>Total</b>	<b>\$1.35</b>	<b>\$42.42</b>

#### Service Effectiveness

Mode	Operating Expenses per Unlinked Passenger Trip	Unlinked Trips per Vehicle Revenue Mile	Unlinked Trips per Vehicle Revenue Hour
Demand Response	\$12.60	0.1	3.4
<b>Total</b>	<b>\$12.60</b>	<b>0.1</b>	<b>3.4</b>

Operating Expense per Vehicle Revenue Mile: Agency Total



Unlinked Passenger Trips per Vehicle Revenue Mile: Agency Total

