

Copiah County Human Resource Agency

2015 Annual Agency Profile

Public Transit Director: Mrs. Shirley Wilson
601-359-7781

General Information

Service Consumption

51,350 Annual Unlinked Trips (UPT)

Service Supplied

277,177 Annual Vehicle Revenue Miles (VRM)

13,384 Annual Vehicle Revenue Hours (VRH)

Summary of Operating Expenses (OE)

\$395,607 Total Operating Expenses

Database Information

NTDID: 4R05-40987

Reporter Type: Rural General Public Transit

Financial Information

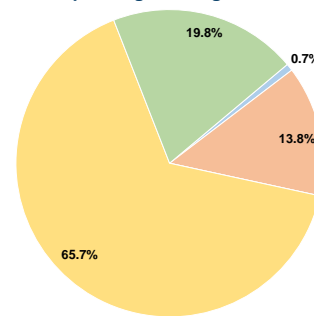
Sources of Operating Funds Expended

Fare Revenues	\$2,965	0.7%
Local Funds	\$54,466	13.8%
State Funds	\$0	0.0%
Federal Assistance	\$259,786	65.7%
Other Funds	\$78,390	19.8%
Total Operating Funds Expended	\$395,607	100.0%

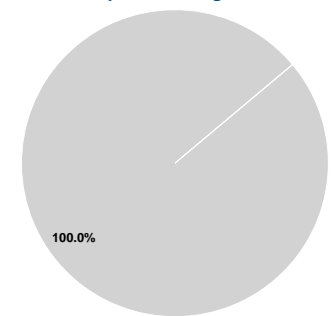
Sources of Capital Funds Expended

Fare Revenues	\$0	0.0%
Local Funds	\$0	0.0%
State Funds	\$21,352	100.0%
Federal Assistance	\$0	0.0%
Other Funds	\$0	0.0%
Total Capital Funds Expended	\$21,352	100.0%

Operating Funding Sources



Capital Funding Sources



Modal Characteristics

Operation Characteristics

Vehicles Operated at Maximum Service

Mode	Directly Operated	Purchased Transportation	Operating Expenses	Fare Revenues	Uses of Capital Funds	Annual Unlinked Trips	Annual Vehicle Revenue Miles	Annual Vehicle Revenue Hours
Demand Response	12	-	\$395,607	\$2,965	\$21,352	51,350	277,177	13,384
Total	12	-	\$395,607	\$2,965	\$21,352	51,350	277,177	13,384

Performance Measures

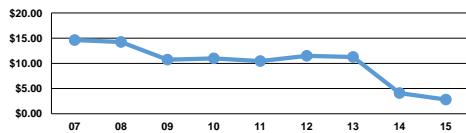
Service Efficiency

Mode	Operating Expenses per Vehicle Revenue Mile	Operating Expenses per Vehicle Revenue Hour
Demand Response	\$1.43	\$29.56
Total	\$1.43	\$29.56

Service Effectiveness

Mode	Operating Expenses per Unlinked Passenger Trip	Unlinked Trips per Vehicle Revenue Mile	Unlinked Trips per Vehicle Revenue Hour
Demand Response	\$7.70	0.2	3.8
Total	\$7.70	0.2	3.8

Operating Expense per Vehicle Revenue Mile: Agency Total



Unlinked Passenger Trips per Vehicle Revenue Mile: Agency Total

