

# Crisp County Transit

## 2015 Annual Agency Profile

### General Information

#### Service Consumption

21,659 Annual Unlinked Trips (UPT)

#### Service Supplied

243,811 Annual Vehicle Revenue Miles (VRM)

14,959 Annual Vehicle Revenue Hours (VRH)

#### Summary of Operating Expenses (OE)

\$468,116 Total Operating Expenses

#### Database Information

NTDID: 4R03-40912

Reporter Type: Rural General Public Transit

### Financial Information

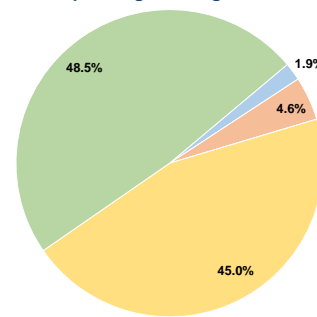
#### Sources of Operating Funds Expended

Fare Revenues	\$8,809	1.9%
Local Funds	\$21,538	4.6%
State Funds	\$0	0.0%
Federal Assistance	\$210,652	45.0%
Other Funds	\$227,117	48.5%
<b>Total Operating Funds Expended</b>	<b>\$468,116</b>	<b>100.0%</b>

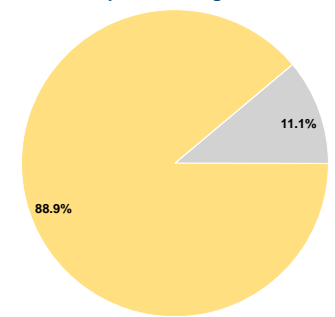
#### Sources of Capital Funds Expended

Fare Revenues	\$0	0.0%
Local Funds	\$0	0.0%
State Funds	\$129	11.1%
Federal Assistance	\$1,029	88.9%
Other Funds	\$0	0.0%
<b>Total Capital Funds Expended</b>	<b>\$1,158</b>	<b>100.0%</b>

#### Operating Funding Sources



#### Capital Funding Sources



### Modal Characteristics

#### Operation Characteristics

#### Vehicles Operated at Maximum Service

Mode	Directly Operated	Purchased Transportation	Operating Expenses	Fare Revenues
Demand Response	6	-	\$468,116	\$8,809
<b>Total</b>	<b>6</b>	<b>-</b>	<b>\$468,116</b>	<b>\$8,809</b>

Uses of Capital Funds	Annual Unlinked Trips	Annual Vehicle Revenue Miles	Annual Vehicle Revenue Hours
\$1,158	21,659	243,811	14,959
<b>\$1,158</b>	<b>21,659</b>	<b>243,811</b>	<b>14,959</b>

#### Performance Measures

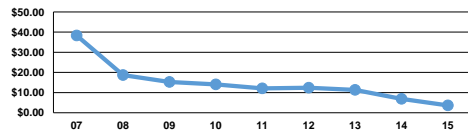
#### Service Efficiency

Mode	Operating Expenses per Vehicle Revenue Mile	Operating Expenses per Vehicle Revenue Hour
Demand Response	\$1.92	\$31.29
<b>Total</b>	<b>\$1.92</b>	<b>\$31.29</b>

#### Service Effectiveness

Mode	Operating Expenses per Unlinked Passenger Trip	Unlinked Trips per Vehicle Revenue Mile	Unlinked Trips per Vehicle Revenue Hour
Demand Response	\$21.61	0.1	1.4
<b>Total</b>	<b>\$21.61</b>	<b>0.1</b>	<b>1.4</b>

Operating Expense per Vehicle Revenue Mile: Agency Total



Unlinked Passenger Trips per Vehicle Revenue Mile: Agency Total

