

# Heard County Transit 2015 Annual Agency Profile

## General Information

### Service Consumption

5,291 Annual Unlinked Trips (UPT)

### Service Supplied

69,487 Annual Vehicle Revenue Miles (VRM)

4,584 Annual Vehicle Revenue Hours (VRH)

### Summary of Operating Expenses (OE)

\$132,300 Total Operating Expenses

### Database Information

NTDID: 4R03-40908

Reporter Type: Rural General Public Transit

## Financial Information

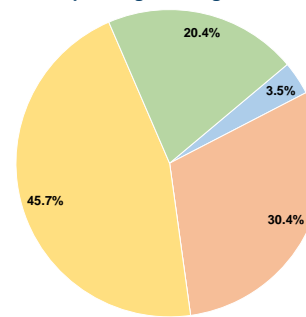
### Sources of Operating Funds Expended

Fare Revenues	\$4,650	3.5%
Local Funds	\$40,234	30.4%
State Funds	\$0	0.0%
Federal Assistance	\$60,476	45.7%
Other Funds	\$26,940	20.4%
<b>Total Operating Funds Expended</b>	<b>\$132,300</b>	<b>100.0%</b>

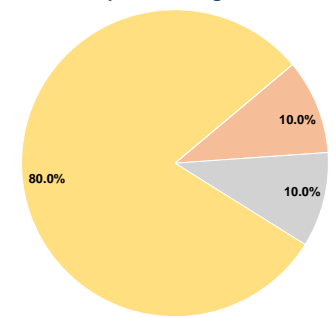
### Sources of Capital Funds Expended

Fare Revenues	\$0	0.0%
Local Funds	\$8,404	10.0%
State Funds	\$8,404	10.0%
Federal Assistance	\$67,234	80.0%
Other Funds	\$0	0.0%
<b>Total Capital Funds Expended</b>	<b>\$84,042</b>	<b>100.0%</b>

### Operating Funding Sources



### Capital Funding Sources



## Modal Characteristics

### Operation Characteristics

#### Vehicles Operated at Maximum Service

Mode	Directly Operated	Purchased Transportation	Operating Expenses	Fare Revenues
Demand Response	2	-	\$132,300	\$4,650
<b>Total</b>	<b>2</b>	<b>-</b>	<b>\$132,300</b>	<b>\$4,650</b>

Uses of Capital Funds
\$84,042
<b>\$84,042</b>

Annual Unlinked Trips
5,291
<b>5,291</b>

Annual Vehicle Revenue Miles
69,487
<b>69,487</b>

Annual Vehicle Revenue Hours
4,584
<b>4,584</b>

### Performance Measures

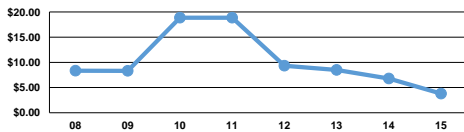
#### Service Efficiency

Mode	Operating Expenses per Vehicle Revenue Mile	Operating Expenses per Vehicle Revenue Hour
Demand Response	\$1.90	\$28.86
<b>Total</b>	<b>\$1.90</b>	<b>\$28.86</b>

#### Service Effectiveness

Mode	Operating Expenses per Unlinked Passenger Trip	Unlinked Trips per Vehicle Revenue Mile	Unlinked Trips per Vehicle Revenue Hour
Demand Response	\$25.00	0.1	1.2
<b>Total</b>	<b>\$25.00</b>	<b>0.1</b>	<b>1.2</b>

Operating Expense per Vehicle Revenue Mile: Agency Total



Unlinked Passenger Trips per Vehicle Revenue Mile: Agency Total

