

Cullman County Commission

2015 Annual Agency Profile

Senior Transportation Planner : Mr. Wiley Brooks
(334) 353-6417

General Information

Service Consumption

80,650 Annual Unlinked Trips (UPT)

Service Supplied

484,233 Annual Vehicle Revenue Miles (VRM)

33,817 Annual Vehicle Revenue Hours (VRH)

Summary of Operating Expenses (OE)

\$1,209,180 Total Operating Expenses

Database Information

NTDID: 4R01-40965

Reporter Type: Rural General Public Transit

Financial Information

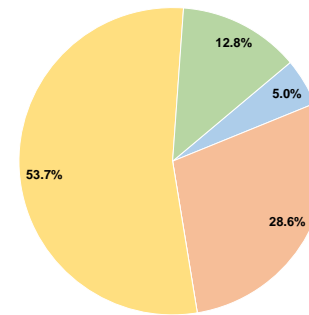
Sources of Operating Funds Expended

Fare Revenues	\$60,008	5.0%
Local Funds	\$345,530	28.6%
State Funds	\$0	0.0%
Federal Assistance	\$649,465	53.7%
Other Funds	\$154,177	12.8%
Total Operating Funds Expended	\$1,209,180	100.0%

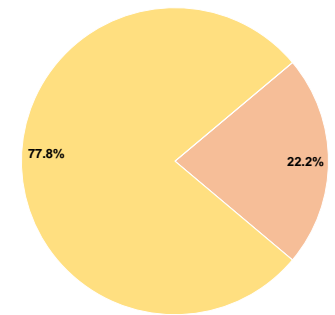
Sources of Capital Funds Expended

Fare Revenues	\$0	0.0%
Local Funds	\$87,949	22.2%
State Funds	\$0	0.0%
Federal Assistance	\$307,510	77.8%
Other Funds	\$0	0.0%
Total Capital Funds Expended	\$395,459	100.0%

Operating Funding Sources



Capital Funding Sources



Modal Characteristics

Operation Characteristics

Vehicles Operated at Maximum Service

Mode	Directly Operated	Purchased Transportation	Operating Expenses	Fare Revenues	Uses of Capital Funds	Annual Unlinked Trips	Annual Vehicle Revenue Miles	Annual Vehicle Revenue Hours
Demand Response	36	-	\$1,209,180	\$60,008	\$395,459	80,650	484,233	33,817
Total	36	-	\$1,209,180	\$60,008	\$395,459	80,650	484,233	33,817

Performance Measures

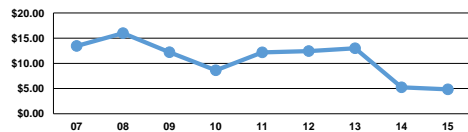
Service Efficiency

Mode	Operating Expenses per Vehicle Revenue Mile	Operating Expenses per Vehicle Revenue Hour
Demand Response	\$2.50	\$35.76
Total	\$2.50	\$35.76

Service Effectiveness

Mode	Operating Expenses per Unlinked Passenger Trip	Unlinked Trips per Vehicle Revenue Mile	Unlinked Trips per Vehicle Revenue Hour
Demand Response	\$14.99	0.2	2.4
Total	\$14.99	0.2	2.4

Operating Expense per Vehicle Revenue Mile: Agency Total



Unlinked Passenger Trips per Vehicle Revenue Mile: Agency Total

