

Pitt Area Transit System

2015 Annual Agency Profile

Director: Mr. Charles Coburn
252-902-2010

General Information

Urbanized Area (UZA) Statistics - 2010 Census

266 Greenville, NC
65 Square Miles
117,798 Population
266 Pop. Rank out of 498 UZAs

Other UZAs Served

0 North Carolina Non-UZA

Service Area Statistics

652 Square Miles
174,263 Population

Service Consumption

37,641 Annual Unlinked Trips (UPT)

Service Supplied

331,510 Annual Vehicle Revenue Miles (VRM)
23,666 Annual Vehicle Revenue Hours (VRH)

Database Information

NTDID: 40220

Reporter Type: Reduced Reporter

Financial Information

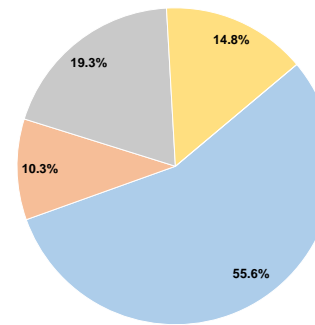
Sources of Operating Funds Expended

Fare Revenues	\$419,217	55.6%
Local Funds	\$77,608	10.3%
State Funds	\$145,232	19.3%
Federal Assistance	\$111,432	14.8%
Other Funds	\$0	0.0%
Total Operating Funds Expended	\$753,489	100.0%

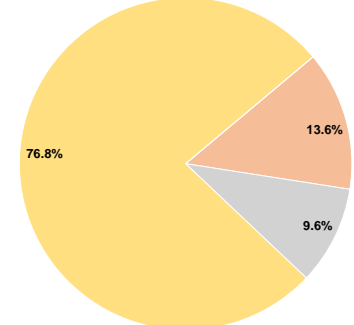
Sources of Capital Funds Expended

Fare Revenues	\$0	0.0%
Local Funds	\$19,839	13.6%
State Funds	\$14,036	9.6%
Federal Assistance	\$112,291	76.8%
Other Funds	\$0	0.0%
Total Capital Funds Expended	\$146,166	100.0%

Operating Funding Sources



Capital Funding Sources



Modal Characteristics

Operation Characteristics

Vehicles Operated at Maximum Service

Mode	Directly Operated	Purchased Transportation	Operating Expenses	Fare Revenues	Uses of Capital Funds	Annual Unlinked Trips	Annual Vehicle Revenue Miles	Annual Vehicle Revenue Hours	Average Fleet Age in Years ¹
Demand Response	16	-	\$753,488	\$419,217	\$146,166	37,641	331,510	23,666	5.0
Total	16	-	\$753,488	\$419,217	\$146,166	37,641	331,510	23,666	

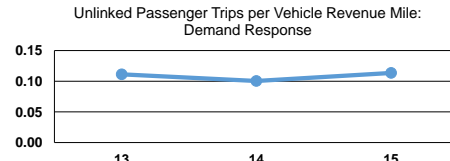
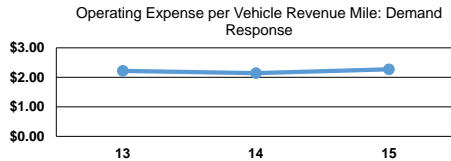
Performance Measures

Service Efficiency

Mode	Operating Expenses per Vehicle Revenue Mile	Operating Expenses per Vehicle Revenue Hour
Demand Response	\$2.27	\$31.84
Total	\$2.27	\$31.84

Service Effectiveness

Mode	Operating Expenses per Unlinked Passenger Trip	Unlinked Trips per Vehicle Revenue Mile	Unlinked Trips per Vehicle Revenue Hour
Demand Response	\$20.02	0.1	1.6
Total	\$20.02	0.1	1.6



Notes:

¹Demand Response - Taxi (DT) and non-dedicated fleets do not report fleet age data.