

General Information

Urbanized Area (UZA) Statistics - 2010 Census

38 Charlotte, NC-SC
 741 Square Miles
 1,249,442 Population
 38 Pop. Rank out of 498 UZAs

Other UZAs Served

0 North Carolina Non-UZA

Service Area Statistics

631 Square Miles
 207,896 Population

Service Consumption

77,738 Annual Unlinked Trips (UPT)

Service Supplied

630,739 Annual Vehicle Revenue Miles (VRM)
 37,993 Annual Vehicle Revenue Hours (VRH)

Database Information

NTDID: 40215

Reporter Type: Reduced Reporter

Financial Information

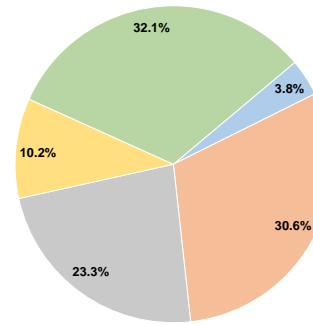
Sources of Operating Funds Expended

Fare Revenues	\$53,542	3.8%
Local Funds	\$436,223	30.6%
State Funds	\$331,484	23.3%
Federal Assistance	\$145,596	10.2%
Other Funds	\$458,007	32.1%
Total Operating Funds Expended	\$1,424,852	100.0%

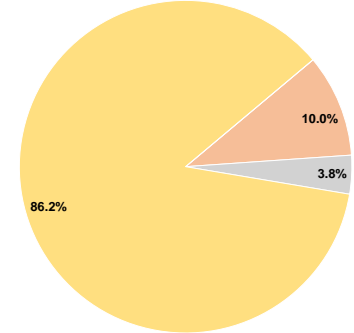
Sources of Capital Funds Expended

Fare Revenues	\$0	0.0%
Local Funds	\$7,406	10.0%
State Funds	\$2,782	3.8%
Federal Assistance	\$63,859	86.2%
Other Funds	\$0	0.0%
Total Capital Funds Expended	\$74,047	100.0%

Operating Funding Sources



Capital Funding Sources



Modal Characteristics

Operation Characteristics

Vehicles Operated at Maximum Service

Mode	Directly Operated	Purchased Transportation	Operating Expenses	Fare Revenues	Uses of Capital Funds	Annual Unlinked Trips	Annual Vehicle Revenue Miles	Annual Vehicle Revenue Hours	Average Fleet Age in Years ¹
Demand Response	24	1	\$1,424,852	\$53,542	\$74,047	77,738	630,739	37,993	2.8
Total	24	1	\$1,424,852	\$53,542	\$74,047	77,738	630,739	37,993	

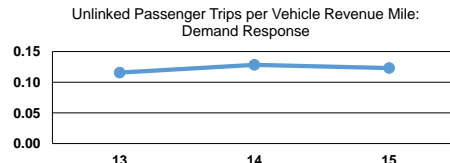
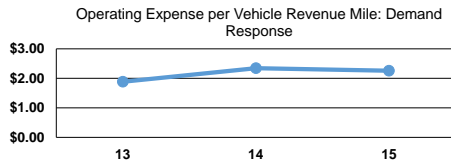
Performance Measures

Service Efficiency

Mode	Operating Expenses per Vehicle Revenue Mile	Operating Expenses per Vehicle Revenue Hour
Demand Response	\$2.26	\$37.50
Total	\$2.26	\$37.50

Service Effectiveness

Mode	Operating Expenses per Unlinked Passenger Trip	Unlinked Trips per Vehicle Revenue Mile	Unlinked Trips per Vehicle Revenue Hour
Demand Response	\$18.33	0.1	2.0
Total	\$18.33	0.1	2.0



Notes:

¹Demand Response - Taxi (DT) and non-dedicated fleets do not report fleet age data.

*This agency has a purchased transportation relationship in which they buy service from Anson County (NTDID: 41113), and in which the data are captured in this report for mode DR/PT.