

Mid-Cumberland Human Resource Agency

2015 Annual Agency Profile

General Information

Urbanized Area (UZA) Statistics - 2010 Census

241 Murfreesboro, TN
77 **Square Miles**
133,228 **Population**
241 **Pop. Rank out of 498 UZAs**

Other UZAs Served

0 Tennessee Non-UZA

Service Area Statistics

5,415 **Square Miles**
1,141,280 **Population**

Service Consumption

284,238 **Annual Unlinked Trips (UPT)**

Service Supplied

4,572,610 **Annual Vehicle Revenue Miles (VRM)**
210,595 **Annual Vehicle Revenue Hours (VRH)**

Database Information

NTDID: 40204

Reporter Type: Reduced Reporter

Financial Information

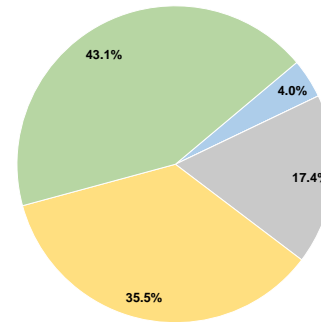
Sources of Operating Funds Expended

Fare Revenues	\$334,271	4.0%
Local Funds	\$0	0.0%
State Funds	\$1,449,852	17.4%
Federal Assistance	\$2,952,885	35.5%
Other Funds	\$3,589,064	43.1%
Total Operating Funds Expended	\$8,326,072	100.0%

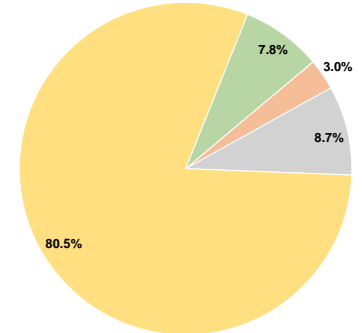
Sources of Capital Funds Expended

Fare Revenues	\$0	0.0%
Local Funds	\$28,123	3.0%
State Funds	\$80,419	8.7%
Federal Assistance	\$745,231	80.5%
Other Funds	\$72,266	7.8%
Total Capital Funds Expended	\$926,039	100.0%

Operating Funding Sources



Capital Funding Sources



Modal Characteristics

Operation Characteristics

Vehicles Operated at Maximum Service

Mode	Directly Operated	Purchased Transportation	Operating Expenses	Fare Revenues	Uses of Capital Funds	Annual Unlinked Trips	Annual Vehicle Revenue Miles	Annual Vehicle Revenue Hours	Average Fleet Age in Years ¹
Demand Response	126	3	\$8,326,072	\$334,271	\$926,039	284,238	4,572,610	210,595	3.8
Total	126	3	\$8,326,072	\$334,271	\$926,039	284,238	4,572,610	210,595	

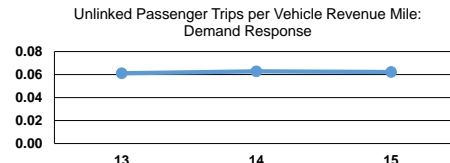
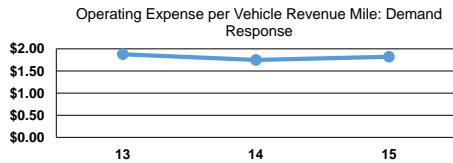
Performance Measures

Service Efficiency

Mode	Operating Expenses per Vehicle Revenue Mile	Operating Expenses per Vehicle Revenue Hour
Demand Response	\$1.82	\$39.54
Total	\$1.82	\$39.54

Service Effectiveness

Mode	Operating Expenses per Unlinked Passenger Trip	Unlinked Trips per Vehicle Revenue Mile	Unlinked Trips per Vehicle Revenue Hour
Demand Response	\$29.29	0.1	1.3
Total	\$29.29	0.1	1.3



Notes:

¹Demand Response - Taxi (DT) and non-dedicated fleets do not report fleet age data.

*This agency has a purchased transportation relationship in which they sell service to City of Murfreesboro (NTDID: 40186), and in which the data are captured in this report for mode DR/DO.