

General Information

Urbanized Area (UZA) Statistics - 2010 Census

21 San Juan, PR
 867 **Square Miles**
 2,148,346 **Population**
 21 **Pop. Rank out of 498 UZAs**

Service Area Statistics

28 **Square Miles**
 39,236 **Population**

Service Consumption

43,054 **Annual Unlinked Trips (UPT)**

Service Supplied

40,925 **Annual Vehicle Revenue Miles (VRM)**
 5,375 **Annual Vehicle Revenue Hours (VRH)**

Database Information

NTDID: 40199

Reporter Type: Reduced Reporter

Financial Information

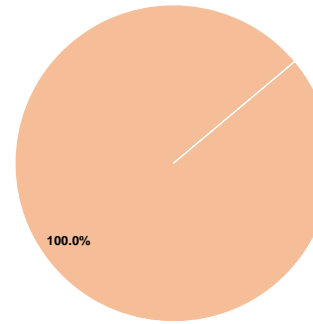
Sources of Operating Funds Expended

Fare Revenues	\$0	0.0%
Local Funds	\$249,767	100.0%
State Funds	\$0	0.0%
Federal Assistance	\$0	0.0%
Other Funds	\$0	0.0%
Total Operating Funds Expended	\$249,767	100.0%

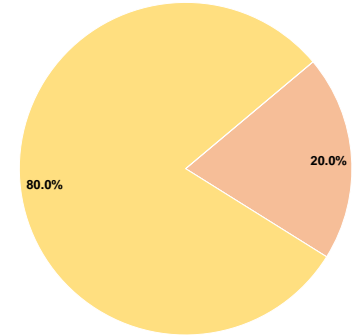
Sources of Capital Funds Expended

Fare Revenues	\$0	0.0%
Local Funds	\$2,238	20.0%
State Funds	\$0	0.0%
Federal Assistance	\$8,950	80.0%
Other Funds	\$0	0.0%
Total Capital Funds Expended	\$11,188	100.0%

Operating Funding Sources



Capital Funding Sources



Modal Characteristics

Operation Characteristics

Vehicles Operated at Maximum Service

Mode	Directly Operated	Purchased Transportation	Operating Expenses	Fare Revenues	Uses of Capital Funds	Annual Unlinked Trips	Annual Vehicle Revenue Miles	Annual Vehicle Revenue Hours	Average Fleet Age in Years ¹
Bus	5	-	\$239,277	\$0	\$10,718	42,929	40,058	5,253	5.6
Demand Response	2	-	\$10,490	\$0	\$470	125	867	122	3.0
Total	7	-	\$249,767	\$0	\$11,188	43,054	40,925	5,375	

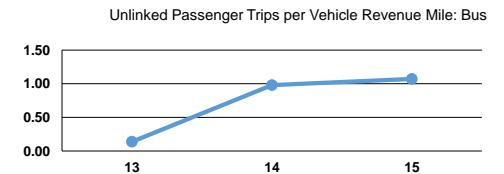
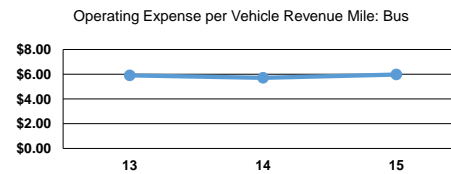
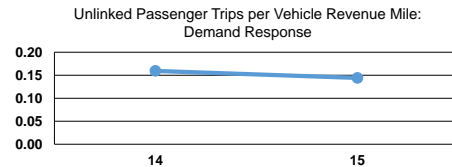
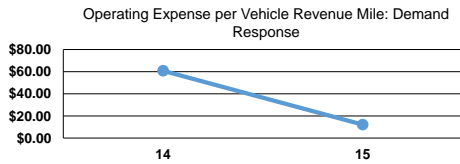
Performance Measures

Service Efficiency

Mode	Operating Expenses per Vehicle Revenue Mile	Operating Expenses per Vehicle Revenue Hour
Bus	\$5.97	\$45.55
Demand Response	\$12.10	\$85.98
Total	\$6.10	\$46.47

Service Effectiveness

Mode	Operating Expenses per Unlinked Passenger Trip	Unlinked Trips per Vehicle Revenue Mile	Unlinked Trips per Vehicle Revenue Hour
Bus	\$5.57	1.1	8.2
Demand Response	\$83.92	0.1	1.0
Total	\$5.80	1.1	8.0



Notes:

¹Demand Response - Taxi (DT) and non-dedicated fleets do not report fleet age data.