

Municipality of Camuy

2015 Annual Agency Profile

PO Box 539
Camuy, PR 00627

Director: Ms. Ivelisse Mora
787-898-2160

General Information

Urbanized Area (UZA) Statistics - 2010 Census

232 Arecibo, PR
84 **Square Miles**
139,171 **Population**
232 **Pop. Rank out of 498 UZAs**

Other UZAs Served

0 Puerto Rico Non-UZA

Service Area Statistics

46 **Square Miles**
35,159 **Population**

Service Consumption

27,828 **Annual Unlinked Trips (UPT)**

Service Supplied

70,155 **Annual Vehicle Revenue Miles (VRM)**
3,120 **Annual Vehicle Revenue Hours (VRH)**

Database Information

NTDID: 40160

Reporter Type: Reduced Reporter

Financial Information

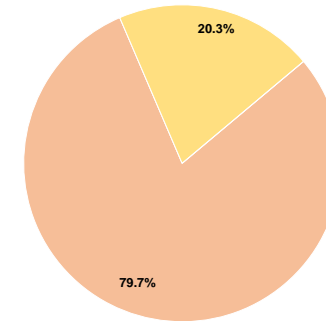
Sources of Operating Funds Expended

Fare Revenues	\$0	0.0%
Local Funds	\$81,145	79.7%
State Funds	\$0	0.0%
Federal Assistance	\$20,706	20.3%
Other Funds	\$0	0.0%
Total Operating Funds Expended	\$101,851	100.0%

Sources of Capital Funds Expended

Fare Revenues	\$0
Local Funds	\$0
State Funds	\$0
Federal Assistance	\$0
Other Funds	\$0
Total Capital Funds Expended	\$0

Operating Funding Sources



Modal Characteristics

Operation Characteristics

Vehicles Operated at Maximum Service

Mode	Directly Operated	Purchased Transportation	Operating Expenses	Fare Revenues	Uses of Capital Funds	Annual Unlinked Trips	Annual Vehicle Revenue Miles	Annual Vehicle Revenue Hours	Average Fleet Age in Years ¹
Bus	4	-	\$69,259	\$0	\$0	26,082	33,800	1,820	5.0
Demand Response	3	-	\$32,592	\$0	\$0	1,746	36,355	1,300	3.7
Total	7	-	\$101,851	\$0	\$0	27,828	70,155	3,120	

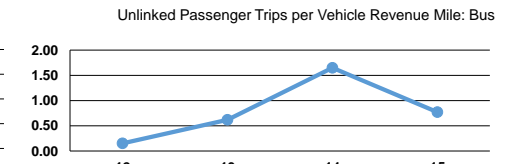
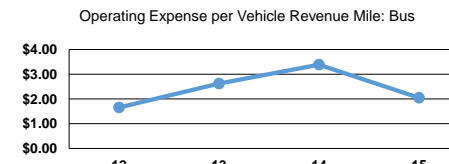
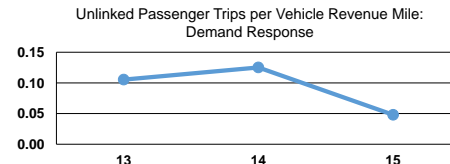
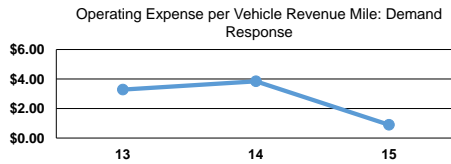
Performance Measures

Service Efficiency

Mode	Operating Expenses per Vehicle Revenue Mile	Operating Expenses per Vehicle Revenue Hour
Bus	\$2.05	\$38.05
Demand Response	\$0.90	\$25.07
Total	\$1.45	\$32.64

Service Effectiveness

Mode	Operating Expenses per Unlinked Passenger Trip	Unlinked Trips per Vehicle Revenue Mile	Unlinked Trips per Vehicle Revenue Hour
Bus	\$2.66	0.8	14.3
Demand Response	\$18.67	0.0	1.3
Total	\$3.66	0.4	8.9



Notes:

¹Demand Response - Taxi (DT) and non-dedicated fleets do not report fleet age data.