

Municipality of Bayamon

2015 Annual Agency Profile

General Information

Urbanized Area (UZA) Statistics - 2010 Census

21 San Juan, PR
 867 **Square Miles**
 2,148,346 **Population**
 21 **Pop. Rank out of 498 UZAs**

Service Area Statistics

15 **Square Miles**
 65,706 **Population**

Service Consumption

248,063 **Annual Unlinked Trips (UPT)**

Service Supplied

74,209 **Annual Vehicle Revenue Miles (VRM)**
 14,103 **Annual Vehicle Revenue Hours (VRH)**

Database Information

NTDID: 40137

Reporter Type: Reduced Reporter

Financial Information

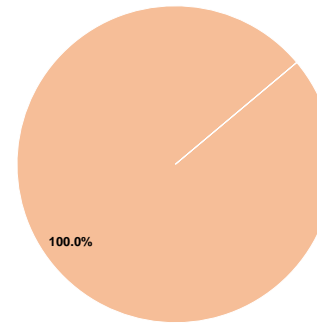
Sources of Operating Funds Expended

Fare Revenues	\$0	0.0%
Local Funds	\$373,446	100.0%
State Funds	\$0	0.0%
Federal Assistance	\$0	0.0%
Other Funds	\$0	0.0%
Total Operating Funds Expended	\$373,446	100.0%

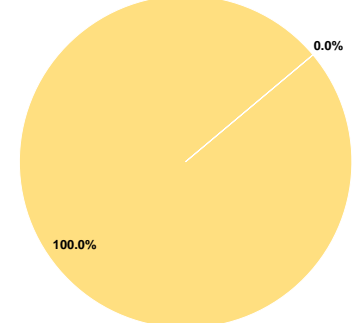
Sources of Capital Funds Expended

Fare Revenues	\$0	0.0%
Local Funds	\$10	0.0%
State Funds	\$0	0.0%
Federal Assistance	\$200,408	100.0%
Other Funds	\$0	0.0%
Total Capital Funds Expended	\$200,418	100.0%

Operating Funding Sources



Capital Funding Sources



Modal Characteristics

Operation Characteristics

Vehicles Operated at Maximum Service

Mode	Directly Operated	Purchased Transportation	Operating Expenses	Fare Revenues	Uses of Capital Funds	Annual Unlinked Trips	Annual Vehicle Revenue Miles	Annual Vehicle Revenue Hours	Average Fleet Age in Years ¹
Bus	6	-	\$282,436	\$0	\$200,418	244,163	52,476	11,575	9.8
Demand Response	2	-	\$91,010	\$0	\$0	3,900	21,733	2,528	6.3
Total	8	-	\$373,446	\$0	\$200,418	248,063	74,209	14,103	

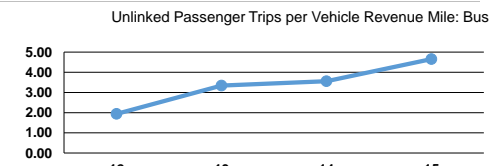
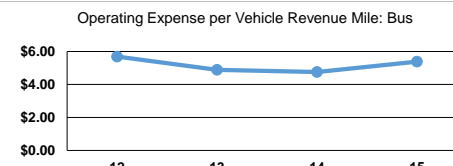
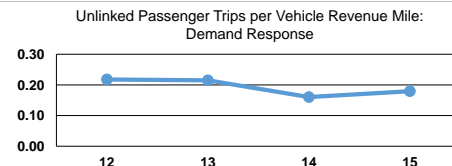
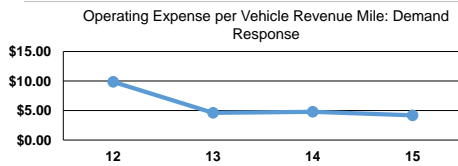
Performance Measures

Service Efficiency

Mode	Operating Expenses per Vehicle Revenue Mile	Operating Expenses per Vehicle Revenue Hour
Bus	\$5.38	\$24.40
Demand Response	\$4.19	\$36.00
Total	\$5.03	\$26.48

Service Effectiveness

Mode	Operating Expenses per Unlinked Passenger Trip	Unlinked Trips per Vehicle Revenue Mile	Unlinked Trips per Vehicle Revenue Hour
Bus	\$1.16	4.7	21.1
Demand Response	\$23.34	0.2	1.5
Total	\$1.51	3.3	17.6



Notes:

¹Demand Response - Taxi (DT) and non-dedicated fleets do not report fleet age data.