

General Information

Urbanized Area (UZA) Statistics - 2010 Census

21 San Juan, PR
867 **Square Miles**
2,148,346 **Population**
21 **Pop. Rank out of 498 UZAs**

Other UZAs Served

0 Puerto Rico Non-UZA

Service Area Statistics

40 **Square Miles**
48,119 **Population**

Service Consumption

35,254 **Annual Unlinked Trips (UPT)**

Service Supplied

50,965 **Annual Vehicle Revenue Miles (VRM)**
6,475 **Annual Vehicle Revenue Hours (VRH)**

Database Information

NTDID: 40122

Reporter Type: Reduced Reporter

Financial Information

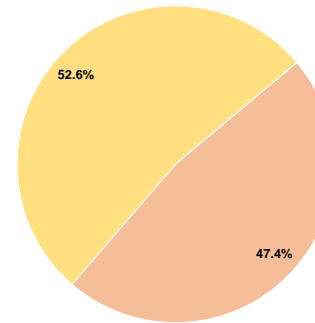
Sources of Operating Funds Expended

Fare Revenues	\$0	0.0%
Local Funds	\$64,133	47.4%
State Funds	\$0	0.0%
Federal Assistance	\$71,069	52.6%
Other Funds	\$0	0.0%
Total Operating Funds Expended	\$135,202	100.0%

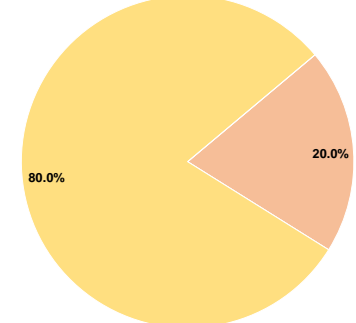
Sources of Capital Funds Expended

Fare Revenues	\$0	0.0%
Local Funds	\$11,073	20.0%
State Funds	\$0	0.0%
Federal Assistance	\$44,294	80.0%
Other Funds	\$0	0.0%
Total Capital Funds Expended	\$55,367	100.0%

Operating Funding Sources



Capital Funding Sources



Modal Characteristics

Operation Characteristics

Vehicles Operated at Maximum Service

Mode	Directly Operated	Purchased Transportation	Operating Expenses	Fare Revenues	Uses of Capital Funds	Annual Unlinked Trips	Annual Vehicle Revenue Miles	Annual Vehicle Revenue Hours	Average Fleet Age in Years ¹
Bus	3	-	\$71,663	\$0	\$54,387	32,388	25,354	3,620	11.0
Demand Response	2	-	\$63,539	\$0	\$980	2,866	25,611	2,855	7.2
Total	5	-	\$135,202	\$0	\$55,367	35,254	50,965	6,475	

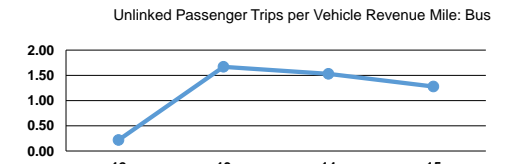
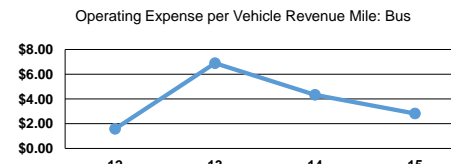
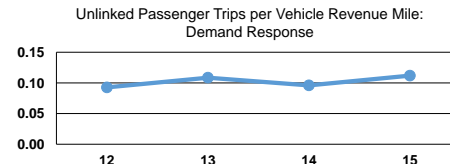
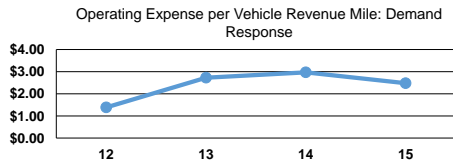
Performance Measures

Service Efficiency

Mode	Operating Expenses per Vehicle Revenue Mile	Operating Expenses per Vehicle Revenue Hour
Bus	\$2.83	\$19.80
Demand Response	\$2.48	\$22.26
Total	\$2.65	\$20.88

Service Effectiveness

Mode	Operating Expenses per Unlinked Passenger Trip	Unlinked Trips per Vehicle Revenue Mile	Unlinked Trips per Vehicle Revenue Hour
Bus	\$2.21	1.3	8.9
Demand Response	\$22.17	0.1	1.0
Total	\$3.84	0.7	5.4



Notes:

¹Demand Response - Taxi (DT) and non-dedicated fleets do not report fleet age data.