

Municipality of Hormigueros

2015 Annual Agency Profile

General Information

Urbanized Area (UZA) Statistics - 2010 Census

284 Mayagüez, PR
 54 Square Miles
 109,572 Population
 284 Pop. Rank out of 498 UZAs

Other UZAs Served

0 Puerto Rico Non-UZA

Service Area Statistics

29 Square Miles
 17,250 Population

Service Consumption

54,167 Annual Unlinked Trips (UPT)

Service Supplied

46,163 Annual Vehicle Revenue Miles (VRM)
 5,433 Annual Vehicle Revenue Hours (VRH)

Database Information

NTDID: 40121

Reporter Type: Reduced Reporter

Financial Information

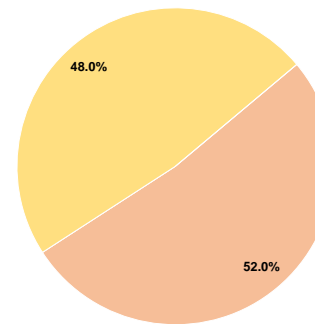
Sources of Operating Funds Expended

Fare Revenues	\$0	0.0%
Local Funds	\$97,583	52.0%
State Funds	\$0	0.0%
Federal Assistance	\$90,196	48.0%
Other Funds	\$0	0.0%
Total Operating Funds Expended	\$187,779	100.0%

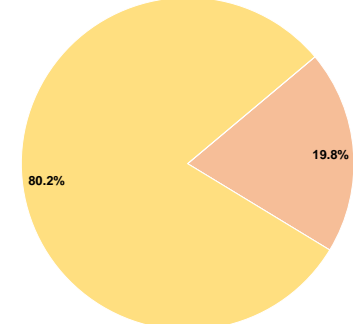
Sources of Capital Funds Expended

Fare Revenues	\$0	0.0%
Local Funds	\$13,438	19.8%
State Funds	\$0	0.0%
Federal Assistance	\$54,433	80.2%
Other Funds	\$0	0.0%
Total Capital Funds Expended	\$67,871	100.0%

Operating Funding Sources



Capital Funding Sources



Modal Characteristics

Operation Characteristics

Vehicles Operated at Maximum Service

Mode	Directly Operated	Purchased Transportation	Operating Expenses	Fare Revenues	Uses of Capital Funds	Annual Unlinked Trips	Annual Vehicle Revenue Miles	Annual Vehicle Revenue Hours	Average Fleet Age in Years ¹
Bus	4	-	\$128,811	\$0	\$5,678	51,328	27,607	3,809	9.0
Demand Response	4	-	\$58,969	\$0	\$62,193	2,839	18,556	1,624	10.8
Total	8	-	\$187,780	\$0	\$67,871	54,167	46,163	5,433	

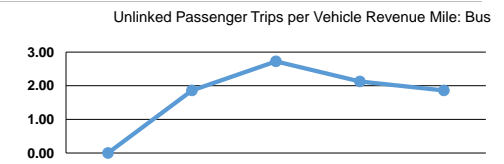
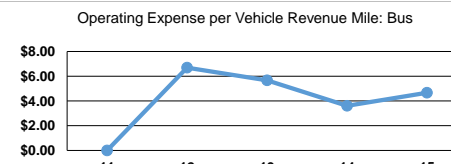
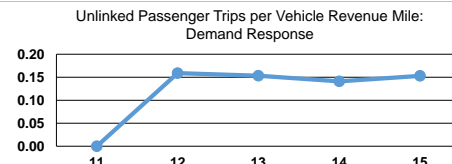
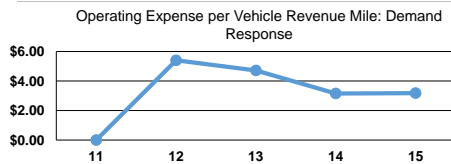
Performance Measures

Service Efficiency

Mode	Operating Expenses per Vehicle Revenue Mile	Operating Expenses per Vehicle Revenue Hour
Bus	\$4.67	\$33.82
Demand Response	\$3.18	\$36.31
Total	\$4.07	\$34.56

Service Effectiveness

Mode	Operating Expenses per Unlinked Passenger Trip	Unlinked Trips per Vehicle Revenue Mile	Unlinked Trips per Vehicle Revenue Hour
Bus	\$2.51	1.9	13.5
Demand Response	\$20.77	0.2	1.7
Total	\$3.47	1.2	10.0



Notes:

¹Demand Response - Taxi (DT) and non-dedicated fleets do not report fleet age data.