

Municipality of Caguas Mobility Office

2015 Annual Agency Profile

Mayor: Mr. William Miranda
(787) 653-5400

General Information

Urbanized Area (UZA) Statistics - 2010 Census

21 San Juan, PR
867 Square Miles
2,148,346 Population
21 Pop. Rank out of 498 UZAs

Service Area Statistics

25 Square Miles
131,438 Population

Service Consumption

249,944 Annual Unlinked Trips (UPT)

Service Supplied

119,991 Annual Vehicle Revenue Miles (VRM)
15,593 Annual Vehicle Revenue Hours (VRH)

Database Information

NTDID: 40115

Reporter Type: Reduced Reporter

Financial Information

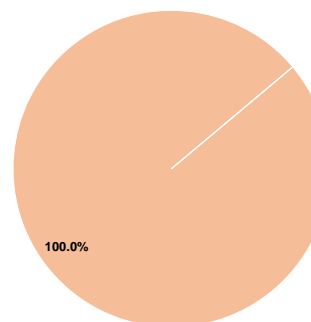
Sources of Operating Funds Expended

Fare Revenues	\$0	0.0%
Local Funds	\$787,638	100.0%
State Funds	\$0	0.0%
Federal Assistance	\$0	0.0%
Other Funds	\$0	0.0%
Total Operating Funds Expended	\$787,638	100.0%

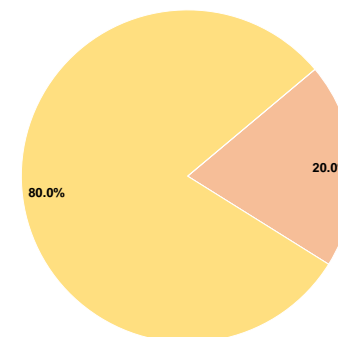
Sources of Capital Funds Expended

Fare Revenues	\$0	0.0%
Local Funds	\$2,000	20.0%
State Funds	\$0	0.0%
Federal Assistance	\$8,000	80.0%
Other Funds	\$0	0.0%
Total Capital Funds Expended	\$10,000	100.0%

Operating Funding Sources



Capital Funding Sources



Modal Characteristics

Operation Characteristics

Vehicles Operated at Maximum Service

Mode	Directly Operated	Purchased Transportation	Operating Expenses	Fare Revenues	Uses of Capital Funds	Annual Unlinked Trips	Annual Vehicle Revenue Miles	Annual Vehicle Revenue Hours	Average Fleet Age in Years ¹
Bus	21	-	\$648,711	\$0	\$10,000	247,232	103,098	13,698	5.1
Demand Response	2	-	\$138,927	\$0	\$0	2,712	16,893	1,895	15.0
Total	23	-	\$787,638	\$0	\$10,000	249,944	119,991	15,593	

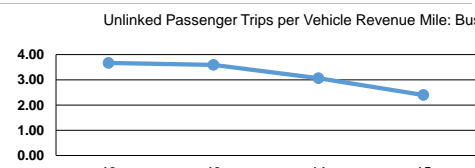
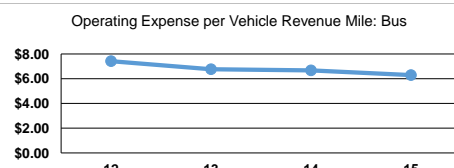
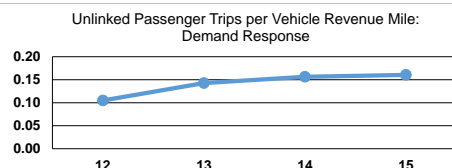
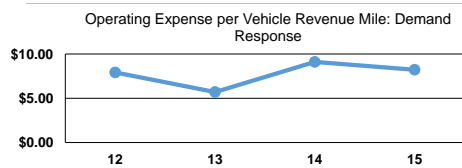
Performance Measures

Service Efficiency

Mode	Operating Expenses per Vehicle Revenue Mile	Operating Expenses per Vehicle Revenue Hour
Bus	\$6.29	\$47.36
Demand Response	\$8.22	\$73.31
Total	\$6.56	\$50.51

Service Effectiveness

Mode	Operating Expenses per Unlinked Passenger Trip	Unlinked Trips per Vehicle Revenue Mile	Unlinked Trips per Vehicle Revenue Hour
Bus	\$2.62	2.4	18.0
Demand Response	\$51.23	0.2	1.4
Total	\$3.15	2.1	16.0



Notes:

¹Demand Response - Taxi (DT) and non-dedicated fleets do not report fleet age data.