

Mid-County Transit Authority dba Town & Country Tr

2015 Annual Agency Profile

Mass Transit Manager: Mr. Robert Sharp
717-783-9461

General Information

Service Consumption

81,765 Annual Unlinked Trips (UPT)

Service Supplied

433,666 Annual Vehicle Revenue Miles (VRM)

22,258 Annual Vehicle Revenue Hours (VRH)

Summary of Operating Expenses (OE)

\$1,363,423 Total Operating Expenses

Database Information

NTDID: 3R04-30194

Reporter Type: Rural General Public Transit

Financial Information

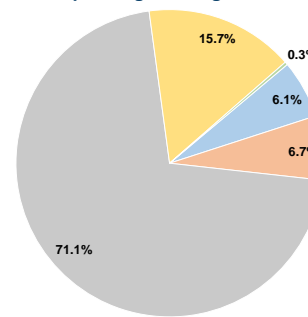
Sources of Operating Funds Expended

Fare Revenues	\$83,528	6.1%
Local Funds	\$92,007	6.7%
State Funds	\$969,467	71.1%
Federal Assistance	\$214,155	15.7%
Other Funds	\$4,266	0.3%
Total Operating Funds Expended	\$1,363,423	100.0%

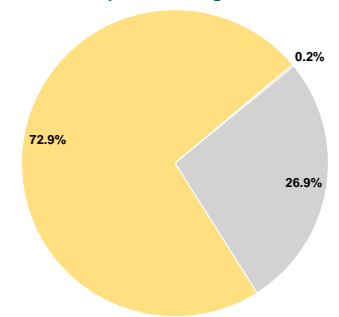
Sources of Capital Funds Expended

Fare Revenues	\$0	0.0%
Local Funds	\$870	0.2%
State Funds	\$112,689	26.9%
Federal Assistance	\$305,061	72.9%
Other Funds	\$0	0.0%
Total Capital Funds Expended	\$418,620	100.0%

Operating Funding Sources



Capital Funding Sources



Modal Characteristics

Operation Characteristics

Vehicles Operated at Maximum Service

Mode	Directly Operated	Purchased Transportation	Operating Expenses	Fare Revenues	Uses of Capital Funds	Annual Unlinked Trips	Annual Vehicle Revenue Miles	Annual Vehicle Revenue Hours
Bus	4	-	\$567,985	\$36,708	\$27,823	45,180	125,062	7,864
Demand Response	16	-	\$795,438	\$46,820	\$390,797	36,585	308,604	14,394
Total	20	-	\$1,363,423	\$83,528	\$418,620	81,765	433,666	22,258

Performance Measures


Service Efficiency

Mode	Operating Expenses per Vehicle Revenue Mile	Operating Expenses per Vehicle Revenue Hour
Bus	\$4.54	\$72.23
Demand Response	\$2.58	\$55.26
Total	\$3.14	\$61.26

Service Effectiveness

Mode	Operating Expenses per Unlinked Passenger Trip	Unlinked Trips per Vehicle Revenue Mile	Unlinked Trips per Vehicle Revenue Hour
Bus	\$12.57	0.4	5.7
Demand Response	\$21.74	0.1	2.5
Total	\$16.67	0.2	3.7

Operating Expense per Vehicle Revenue Mile: Agency Total



Unlinked Passenger Trips per Vehicle Revenue Mile: Agency Total

