

General Information

Urbanized Area (UZA) Statistics - 2010 Census

34 Virginia Beach, VA
 515 Square Miles
 1,439,666 Population
 34 Pop. Rank out of 498 UZAs

Service Area Statistics

73 Square Miles
 66,465 Population

Service Consumption

78,984 Annual Unlinked Trips (UPT)

Service Supplied

234,409 Annual Vehicle Revenue Miles (VRM)
 14,085 Annual Vehicle Revenue Hours (VRH)

Database Information

NTDID: 30198

Reporter Type: Reduced Reporter

Financial Information

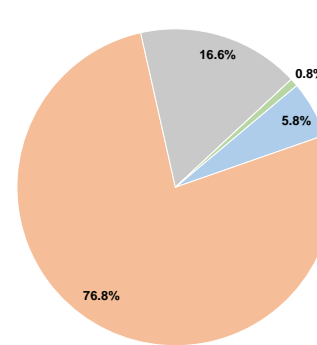
Sources of Operating Funds Expended

Fare Revenues	\$53,055	5.8%
Local Funds	\$706,672	76.8%
State Funds	\$152,565	16.6%
Federal Assistance	\$0	0.0%
Other Funds	\$7,570	0.8%
Total Operating Funds Expended	\$919,862	100.0%

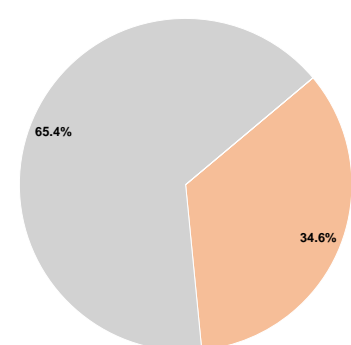
Sources of Capital Funds Expended

Fare Revenues	\$0	0.0%
Local Funds	\$109,149	34.6%
State Funds	\$206,665	65.4%
Federal Assistance	\$0	0.0%
Other Funds	\$0	0.0%
Total Capital Funds Expended	\$315,814	100.0%

Operating Funding Sources



Capital Funding Sources



Modal Characteristics

Operation Characteristics

Vehicles Operated at Maximum Service

Mode	Directly Operated	Purchased Transportation	Operating Expenses	Fare Revenues	Uses of Capital Funds	Annual Unlinked Trips	Annual Vehicle Revenue Miles	Annual Vehicle Revenue Hours	Average Fleet Age in Years ¹
Bus	-	7	\$850,426	\$49,268	\$315,814	77,631	223,711	13,004	1.6
Demand Response	-	1	\$69,436	\$3,787	\$0	1,353	10,698	1,081	
Total	-	8	\$919,862	\$53,055	\$315,814	78,984	234,409	14,085	

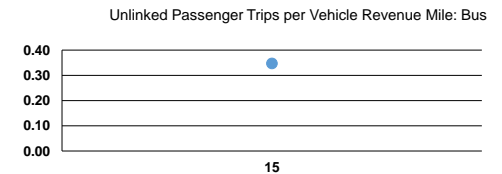
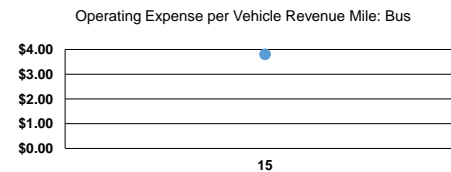
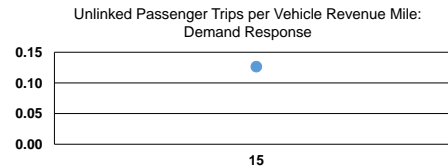
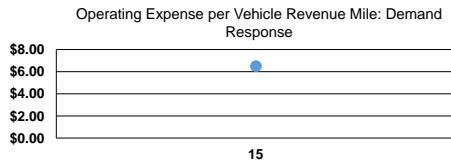
Performance Measures

Service Efficiency

Mode	Operating Expenses per Vehicle Revenue Mile	Operating Expenses per Vehicle Revenue Hour
Bus	\$3.80	\$65.40
Demand Response	\$6.49	\$64.23
Total	\$3.92	\$65.31

Service Effectiveness

Mode	Operating Expenses per Unlinked Passenger Trip	Unlinked Trips per Vehicle Revenue Mile	Unlinked Trips per Vehicle Revenue Hour
Bus	\$10.95	0.3	6.0
Demand Response	\$51.32	0.1	1.3
Total	\$11.65	0.3	5.6



Notes:

¹Demand Response - Taxi (DT) and non-dedicated fleets do not report fleet age data.