

### General Information

#### Urbanized Area (UZA) Statistics - 2010 Census

89 Poughkeepsie-Newburgh, NY-NJ  
 327 **Square Miles**  
 423,566 **Population**  
 89 **Pop. Rank out of 498 UZAs**

#### Other UZAs Served

0 New York Non-UZA; 453 Middletown, NY

#### Service Area Statistics

47 **Square Miles**  
 91,614 **Population**

#### Service Consumption

25,651 **Annual Unlinked Trips (UPT)**

#### Service Supplied

125,020 **Annual Vehicle Revenue Miles (VRM)**  
 10,485 **Annual Vehicle Revenue Hours (VRH)**

#### Database Information

NTDID: 20216

Reporter Type: Reduced Reporter

### Financial Information

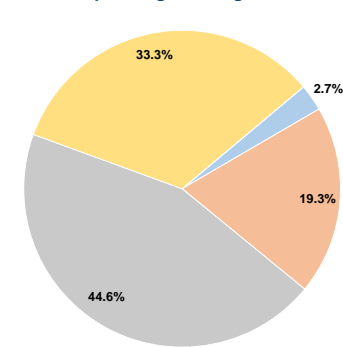
#### Sources of Operating Funds Expended

Fare Revenues	\$19,313	2.7%
Local Funds	\$137,136	19.3%
State Funds	\$317,036	44.6%
Federal Assistance	\$236,605	33.3%
Other Funds	\$0	0.0%
<b>Total Operating Funds Expended</b>	<b>\$710,090</b>	<b>100.0%</b>

#### Sources of Capital Funds Expended

Fare Revenues	\$0
Local Funds	\$0
State Funds	\$0
Federal Assistance	\$0
Other Funds	\$0
<b>Total Capital Funds Expended</b>	<b>\$0</b>

#### Operating Funding Sources



### Modal Characteristics

#### Operation Characteristics

##### Vehicles Operated at Maximum Service

Mode	Directly Operated	Purchased Transportation	Operating Expenses	Fare Revenues	Uses of Capital Funds	Annual Unlinked Trips	Annual Vehicle Revenue Miles	Annual Vehicle Revenue Hours	Average Fleet Age in Years <sup>1</sup>
Demand Response	-	7	\$710,090	\$19,313	\$0	25,651	125,020	10,485	0.0
<b>Total</b>	<b>-</b>	<b>7</b>	<b>\$710,090</b>	<b>\$19,313</b>	<b>\$0</b>	<b>25,651</b>	<b>125,020</b>	<b>10,485</b>	

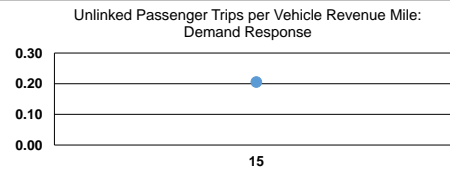
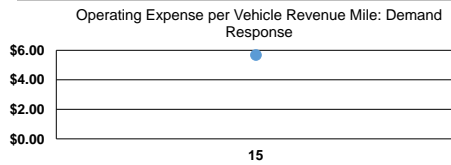
#### Performance Measures

##### Service Efficiency

Mode	Operating Expenses per Vehicle Revenue Mile	Operating Expenses per Vehicle Revenue Hour
Demand Response	\$5.68	\$67.72
<b>Total</b>	<b>\$5.68</b>	<b>\$67.72</b>

##### Service Effectiveness

Mode	Operating Expenses per Unlinked Passenger Trip	Unlinked Trips per Vehicle Revenue Mile	Unlinked Trips per Vehicle Revenue Hour
Demand Response	\$27.68	0.2	2.4
<b>Total</b>	<b>\$27.68</b>	<b>0.2</b>	<b>2.4</b>



#### Notes:

<sup>1</sup>Demand Response - Taxi (DT) and non-dedicated fleets do not report fleet age data.