

County of Hunterdon

2015 Annual Agency Profile

General Information

Urbanized Area (UZA) Statistics - 2010 Census

1 New York-Newark, NY-NJ-CT
3,450 **Square Miles**
18,351,295 **Population**
1 **Pop. Rank out of 498 UZAs**

Other UZAs Served

0 New Jersey Non-UZA

Service Area Statistics

438 **Square Miles**
128,349 **Population**

Service Consumption

144,290 **Annual Unlinked Trips (UPT)**

Service Supplied

621,619 **Annual Vehicle Revenue Miles (VRM)**
35,732 **Annual Vehicle Revenue Hours (VRH)**

Database Information

NTDID: 2012

Reporter Type: Reduced Reporter

Financial Information

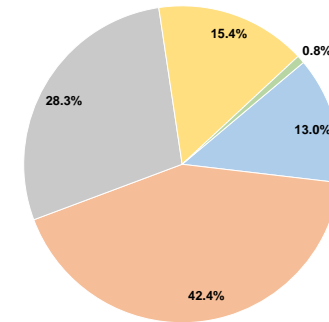
Sources of Operating Funds Expended

Fare Revenues	\$320,088	13.0%
Local Funds	\$1,047,256	42.4%
State Funds	\$699,240	28.3%
Federal Assistance	\$380,766	15.4%
Other Funds	\$20,191	0.8%
Total Operating Funds Expended	\$2,467,541	100.0%

Sources of Capital Funds Expended

Fare Revenues	\$0
Local Funds	\$0
State Funds	\$0
Federal Assistance	\$0
Other Funds	\$0
Total Capital Funds Expended	\$0

Operating Funding Sources



Modal Characteristics

Operation Characteristics

Vehicles Operated at Maximum Service

Mode	Directly Operated	Purchased Transportation	Operating Expenses	Fare Revenues	Uses of Capital Funds	Annual Unlinked Trips	Annual Vehicle Revenue Miles	Annual Vehicle Revenue Hours	Average Fleet Age in Years ¹
Bus	-	2	\$262,132	\$14,445	\$0	15,955	48,385	4,035	4.3
Demand Response	-	19	\$2,205,409	\$305,643	\$0	128,335	573,234	31,697	3.2
Total	-	21	\$2,467,541	\$320,088	\$0	144,290	621,619	35,732	

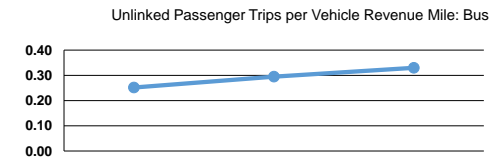
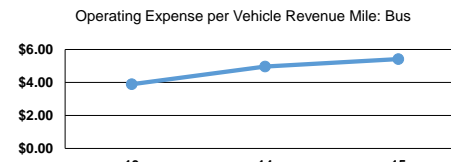
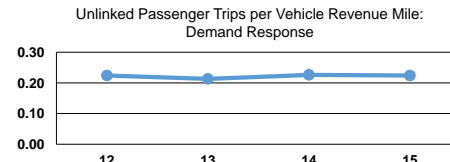
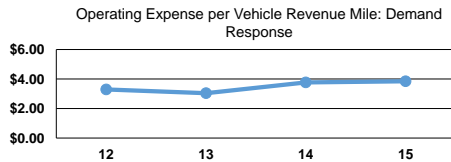
Performance Measures

Service Efficiency

Mode	Operating Expenses per Vehicle Revenue Mile	Operating Expenses per Vehicle Revenue Hour
Bus	\$5.42	\$64.96
Demand Response	\$3.85	\$69.58
Total	\$3.97	\$69.06

Service Effectiveness

Mode	Operating Expenses per Unlinked Passenger Trip	Unlinked Trips per Vehicle Revenue Mile	Unlinked Trips per Vehicle Revenue Hour
Bus	\$16.43	0.3	4.0
Demand Response	\$17.18	0.2	4.0
Total	\$17.10	0.2	4.0



Notes:

¹Demand Response - Taxi (DT) and non-dedicated fleets do not report fleet age data.