

Cape May County Fare Free Transportation

2015 Annual Agency Profile

Dir. of Federal Funding & Reporting: Mrs. Linda DiGiovanni
973-491-8074

General Information

Urbanized Area (UZA) Statistics - 2010 Census

489 Villas, NJ
34 Square Miles
51,291 Population
489 Pop. Rank out of 498 UZAs

Other UZAs Served

0 New Jersey Non-UZA

Service Area Statistics

251 Square Miles
97,265 Population

Service Consumption

117,824 Annual Unlinked Trips (UPT)

Service Supplied

619,097 Annual Vehicle Revenue Miles (VRM)
44,007 Annual Vehicle Revenue Hours (VRH)

Database Information

NTDID: 20203

Reporter Type: Reduced Reporter

Financial Information

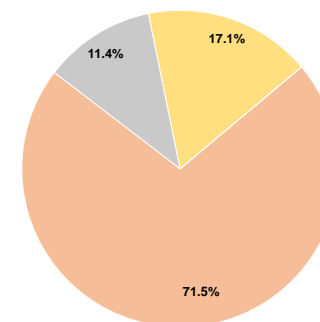
Sources of Operating Funds Expended

Fare Revenues	\$0	0.0%
Local Funds	\$2,222,312	71.5%
State Funds	\$354,016	11.4%
Federal Assistance	\$531,307	17.1%
Other Funds	\$0	0.0%
Total Operating Funds Expended	\$3,107,635	100.0%

Sources of Capital Funds Expended

Fare Revenues	\$0
Local Funds	\$0
State Funds	\$0
Federal Assistance	\$0
Other Funds	\$0
Total Capital Funds Expended	\$0

Operating Funding Sources



Modal Characteristics

Operation Characteristics

Vehicles Operated at Maximum Service

Mode	Directly Operated	Purchased Transportation	Operating Expenses	Fare Revenues	Uses of Capital Funds	Annual Unlinked Trips	Annual Vehicle Revenue Miles	Annual Vehicle Revenue Hours	Average Fleet Age in Years ¹
Bus	1	-	\$46,614	\$0	\$0	1,862	11,318	616	1.0
Demand Response	25	-	\$3,061,021	\$0	\$0	115,962	607,779	43,391	4.4
Total	26	-	\$3,107,635	\$0	\$0	117,824	619,097	44,007	

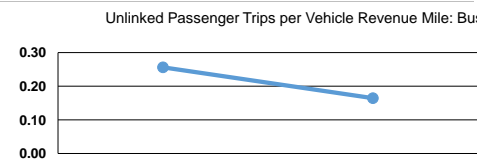
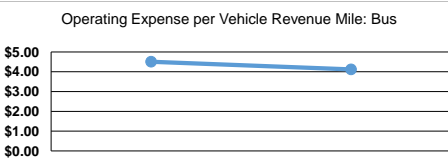
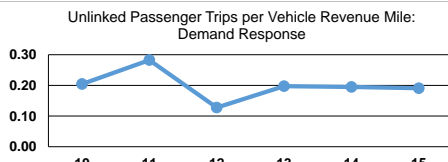
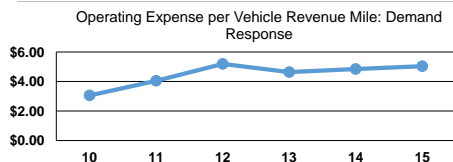
Performance Measures

Service Efficiency

Mode	Operating Expenses per Vehicle Revenue Mile	Operating Expenses per Vehicle Revenue Hour
Bus	\$4.12	\$75.67
Demand Response	\$5.04	\$70.55
Total	\$5.02	\$70.62

Service Effectiveness

Mode	Operating Expenses per Unlinked Passenger Trip	Unlinked Trips per Vehicle Revenue Mile	Unlinked Trips per Vehicle Revenue Hour
Bus	\$25.03	0.2	3.0
Demand Response	\$26.40	0.2	2.7
Total	\$26.38	0.2	2.7



Notes:

¹Demand Response - Taxi (DT) and non-dedicated fleets do not report fleet age data.