

Essex County Division of Training and Employment

2015 Annual Agency Profile

Dir. of Federal Funding & Reporting: Mrs. Linda DiGiovanni
973-491-8074

General Information

Urbanized Area (UZA) Statistics - 2010 Census

1 New York-Newark, NY-NJ-CT
3,450 **Square Miles**
18,351,295 **Population**
1 **Pop. Rank out of 498 UZAs**

Service Area Statistics

126 **Square Miles**
797,434 **Population**

Service Consumption

219,023 **Annual Unlinked Trips (UPT)**

Service Supplied

280,807 **Annual Vehicle Revenue Miles (VRM)**
21,138 **Annual Vehicle Revenue Hours (VRH)**

Database Information

NTDID: 20202

Reporter Type: Reduced Reporter

Financial Information

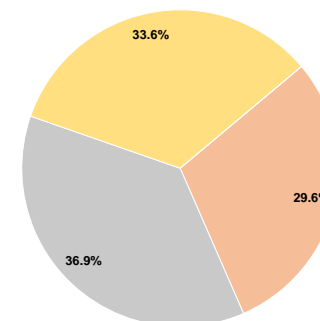
Sources of Operating Funds Expended

Fare Revenues	\$0	0.0%
Local Funds	\$543,999	29.6%
State Funds	\$678,783	36.9%
Federal Assistance	\$617,491	33.6%
Other Funds	\$0	0.0%
Total Operating Funds Expended	\$1,840,273	100.0%

Sources of Capital Funds Expended

Fare Revenues	\$0
Local Funds	\$0
State Funds	\$0
Federal Assistance	\$0
Other Funds	\$0
Total Capital Funds Expended	\$0

Operating Funding Sources



Modal Characteristics

Operation Characteristics

Vehicles Operated at Maximum Service

Mode	Directly Operated	Purchased Transportation	Operating Expenses	Fare Revenues	Uses of Capital Funds	Annual Unlinked Trips	Annual Vehicle Revenue Miles	Annual Vehicle Revenue Hours	Average Fleet Age in Years ¹
Bus	-	4	\$585,998	\$0	\$0	113,433	99,585	6,832	
Demand Response	-	11	\$1,254,275	\$0	\$0	105,590	181,222	14,306	
Total	-	15	\$1,840,273	\$0	\$0	219,023	280,807	21,138	



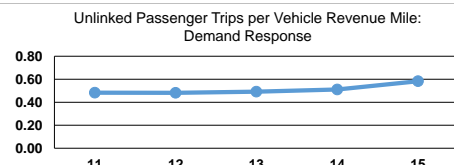
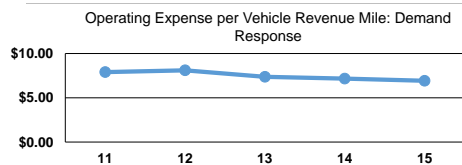
Performance Measures

Service Efficiency

Mode	Operating Expenses per Vehicle Revenue Mile	Operating Expenses per Vehicle Revenue Hour
Bus	\$5.88	\$85.77
Demand Response	\$6.92	\$87.67
Total	\$6.55	\$87.06

Service Effectiveness

Mode	Operating Expenses per Unlinked Passenger Trip	Unlinked Trips per Vehicle Revenue Mile	Unlinked Trips per Vehicle Revenue Hour
Bus	\$5.17	1.1	16.6
Demand Response	\$11.88	0.6	7.4
Total	\$8.40	0.8	10.4



Notes:

¹Demand Response - Taxi (DT) and non-dedicated fleets do not report fleet age data.

*This agency has a purchased transportation relationship in which they buy service from Meadowlands Transportation Brokerage Corporation, dba Meadowlink (NTDID: 20197), and in which the data are captured in this report for mode MB/PT.

*This agency has a purchased transportation relationship in which they buy service from Meadowlands Transportation Brokerage Corporation, dba Meadowlink (NTDID: 20197), and in which the data are captured in this report for mode DR/PT.