

Gloucester County Division of Transportation Services

2015 Annual Agency Profile

General Information

Urbanized Area (UZA) Statistics - 2010 Census

5 Philadelphia, PA-NJ-DE-MD
1,981 **Square Miles**
5,441,567 **Population**
5 **Pop. Rank out of 498 UZAs**

Other UZAs Served

0 New Jersey Non-UZA

Service Area Statistics

329 **Square Miles**
290,265 **Population**

Service Consumption

54,737 **Annual Unlinked Trips (UPT)**

Service Supplied

337,612 **Annual Vehicle Revenue Miles (VRM)**
21,231 **Annual Vehicle Revenue Hours (VRH)**

Database Information

NTDID: 20195

Reporter Type: Reduced Reporter

Financial Information

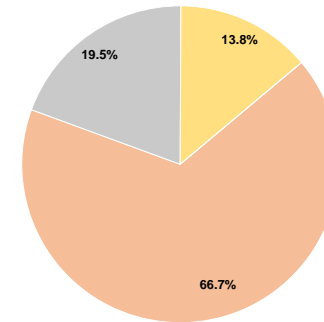
Sources of Operating Funds Expended

Fare Revenues	\$0	0.0%
Local Funds	\$2,022,280	66.7%
State Funds	\$590,849	19.5%
Federal Assistance	\$418,563	13.8%
Other Funds	\$0	0.0%
Total Operating Funds Expended	\$3,031,692	100.0%

Sources of Capital Funds Expended

Fare Revenues	\$0
Local Funds	\$0
State Funds	\$0
Federal Assistance	\$0
Other Funds	\$0
Total Capital Funds Expended	\$0

Operating Funding Sources



Modal Characteristics

Operation Characteristics

Vehicles Operated at Maximum Service

Mode	Directly Operated	Purchased Transportation	Operating Expenses	Fare Revenues	Uses of Capital Funds	Annual Unlinked Trips	Annual Vehicle Revenue Miles	Annual Vehicle Revenue Hours	Average Fleet Age in Years ¹
Bus	1	-	\$19,161	\$0	\$0	1,153	8,068	351	4.0
Demand Response	22	3	\$3,009,531	\$0	\$0	53,584	329,544	20,880	2.9
Total	23	3	\$3,028,692	\$0	\$0	54,737	337,612	21,231	

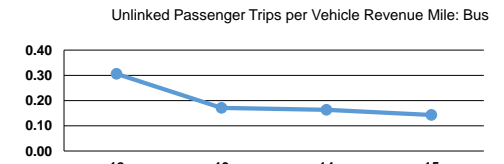
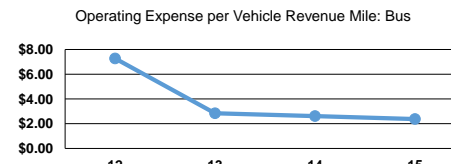
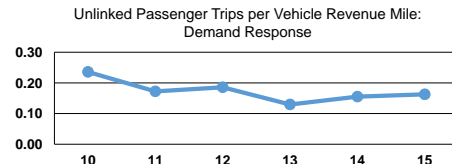
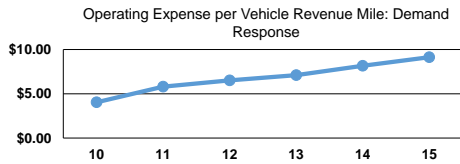
Performance Measures

Service Efficiency

Mode	Operating Expenses per Vehicle Revenue Mile	Operating Expenses per Vehicle Revenue Hour
Bus	\$2.37	\$54.59
Demand Response	\$9.13	\$144.13
Total	\$8.97	\$142.65

Service Effectiveness

Mode	Operating Expenses per Unlinked Passenger Trip	Unlinked Trips per Vehicle Revenue Mile	Unlinked Trips per Vehicle Revenue Hour
Bus	\$16.62	0.1	3.3
Demand Response	\$56.16	0.2	2.6
Total	\$55.33	0.2	2.6



Notes:

¹Demand Response - Taxi (DT) and non-dedicated fleets do not report fleet age data.