

# Okanogan Transit

2015 Annual Agency Profile

Director: Mr. Brian Lagerberg

360-705-7878

## General Information

### Service Consumption

42,109 Annual Unlinked Trips (UPT)

### Service Supplied

173,051 Annual Vehicle Revenue Miles (VRM)

12,897 Annual Vehicle Revenue Hours (VRH)

### Summary of Operating Expenses (OE)

\$281,811 Total Operating Expenses

### Database Information

NTDID: 0R03-00405

Reporter Type: Rural General Public Transit

## Financial Information

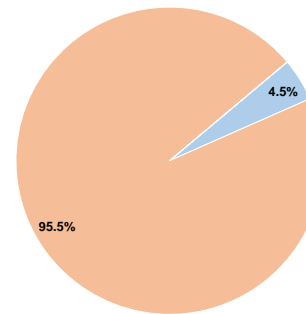
### Sources of Operating Funds Expended

Fare Revenues	\$12,656	4.5%
Local Funds	\$269,155	95.5%
State Funds	\$0	0.0%
Federal Assistance	\$0	0.0%
Other Funds	\$0	0.0%
<b>Total Operating Funds Expended</b>	<b>\$281,811</b>	<b>100.0%</b>

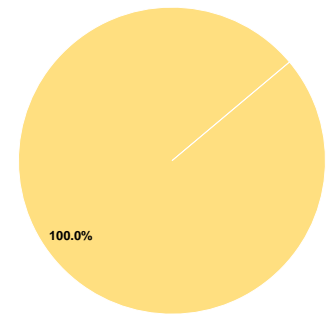
### Sources of Capital Funds Expended

Fare Revenues	\$0	0.0%
Local Funds	\$0	0.0%
State Funds	\$0	0.0%
Federal Assistance	\$347,779	100.0%
Other Funds	\$0	0.0%
<b>Total Capital Funds Expended</b>	<b>\$347,779</b>	<b>100.0%</b>

### Operating Funding Sources



### Capital Funding Sources



## Modal Characteristics

### Operation Characteristics

#### Vehicles Operated at Maximum Service

Mode	Directly Operated	Purchased Transportation	Operating Expenses	Fare Revenues	Uses of Capital Funds	Annual Unlinked Trips	Annual Vehicle Revenue Miles	Annual Vehicle Revenue Hours
Bus	3	-	\$181,276	\$12,656	\$347,779	10,669	45,776	2,007
Demand Response	-	13	\$100,535	\$0	\$0	31,440	127,275	10,890
<b>Total</b>	<b>3</b>	<b>13</b>	<b>\$281,811</b>	<b>\$12,656</b>	<b>\$347,779</b>	<b>42,109</b>	<b>173,051</b>	<b>12,897</b>

### Performance Measures

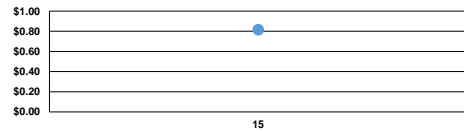
#### Service Efficiency

Mode	Operating Expenses per Vehicle Revenue Mile	Operating Expenses per Vehicle Revenue Hour
Bus	\$3.96	\$90.32
Demand Response	\$0.79	\$9.23
<b>Total</b>	<b>\$1.63</b>	<b>\$21.85</b>

#### Service Effectiveness

Mode	Operating Expenses per Unlinked Passenger Trip	Unlinked Trips per Vehicle Revenue Mile	Unlinked Trips per Vehicle Revenue Hour
Bus	\$16.99	0.2	5.3
Demand Response	\$3.20	0.2	2.9
<b>Total</b>	<b>\$6.69</b>	<b>0.2</b>	<b>3.3</b>

Operating Expense per Vehicle Revenue Mile: Agency Total



Unlinked Passenger Trips per Vehicle Revenue Mile: Agency Total

