

Columbia County Public Transportation

2015 Annual Agency Profile

Director: Mr. Brian Lagerberg
360-705-7878

General Information

Service Consumption

66,996 Annual Unlinked Trips (UPT)

Service Supplied

327,555 Annual Vehicle Revenue Miles (VRM)

12,213 Annual Vehicle Revenue Hours (VRH)

Summary of Operating Expenses (OE)

\$1,260,798 Total Operating Expenses

Database Information

NTDID: 0R03-00383

Reporter Type: Rural General Public Transit

Financial Information

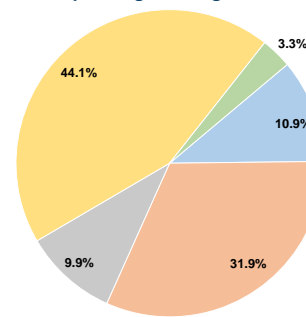
Sources of Operating Funds Expended

Fare Revenues	\$137,746	10.9%
Local Funds	\$402,102	31.9%
State Funds	\$124,366	9.9%
Federal Assistance	\$555,551	44.1%
Other Funds	\$41,033	3.3%
Total Operating Funds Expended	\$1,260,798	100.0%

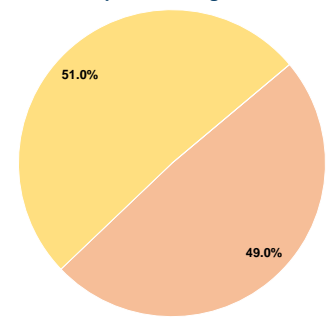
Sources of Capital Funds Expended

Fare Revenues	\$0	0.0%
Local Funds	\$140,456	49.0%
State Funds	\$0	0.0%
Federal Assistance	\$146,284	51.0%
Other Funds	\$0	0.0%
Total Capital Funds Expended	\$286,740	100.0%

Operating Funding Sources



Capital Funding Sources



Modal Characteristics

Operation Characteristics

Vehicles Operated at Maximum Service

Mode	Directly Operated	Purchased Transportation	Operating Expenses	Fare Revenues	Uses of Capital Funds	Annual Unlinked Trips	Annual Vehicle Revenue Miles	Annual Vehicle Revenue Hours
Demand Response	8	-	\$1,209,451	\$73,808	\$286,740	46,573	213,501	9,932
Vanpool	7	-	\$51,347	\$63,938	\$0	20,423	114,054	2,281
Total	15	-	\$1,260,798	\$137,746	\$286,740	66,996	327,555	12,213

Performance Measures

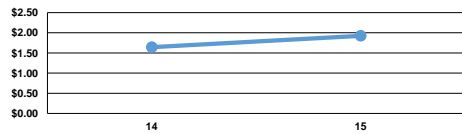
Service Efficiency

Mode	Operating Expenses per Vehicle Revenue Mile	Operating Expenses per Vehicle Revenue Hour
Demand Response	\$5.66	\$121.77
Vanpool	\$0.45	\$22.51
Total	\$3.85	\$103.23

Service Effectiveness

Mode	Operating Expenses per Unlinked Passenger Trip	Unlinked Trips per Vehicle Revenue Mile	Unlinked Trips per Vehicle Revenue Hour
Demand Response	\$25.97	0.2	4.7
Vanpool	\$2.51	0.2	9.0
Total	\$18.82	0.2	5.5

Operating Expense per Vehicle Revenue Mile: Agency Total



Unlinked Passenger Trips per Vehicle Revenue Mile: Agency Total

