

## General Information

### Service Consumption

136,271 Annual Unlinked Trips (UPT)

### Service Supplied

323,724 Annual Vehicle Revenue Miles (VRM)

14,933 Annual Vehicle Revenue Hours (VRH)

### Summary of Operating Expenses (OE)

\$1,189,645 Total Operating Expenses

### Database Information

NTDID: 0R02-00389

Reporter Type: Rural General Public Transit

## Financial Information

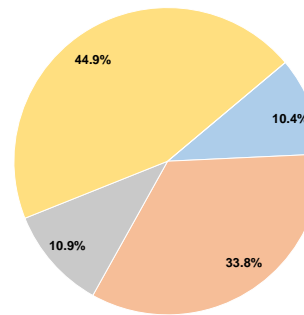
### Sources of Operating Funds Expended

Fare Revenues	\$123,370	10.4%
Local Funds	\$402,481	33.8%
State Funds	\$129,180	10.9%
Federal Assistance	\$534,614	44.9%
Other Funds	\$0	0.0%
<b>Total Operating Funds Expended</b>	<b>\$1,189,645</b>	<b>100.0%</b>

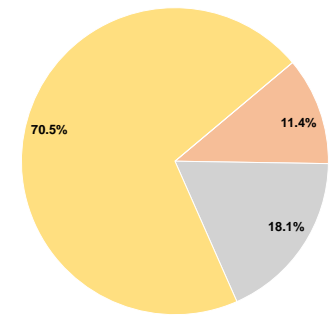
### Sources of Capital Funds Expended

Fare Revenues	\$0	0.0%
Local Funds	\$18,805	11.4%
State Funds	\$30,000	18.1%
Federal Assistance	\$116,649	70.5%
Other Funds	\$0	0.0%
<b>Total Capital Funds Expended</b>	<b>\$165,454</b>	<b>100.0%</b>

### Operating Funding Sources



### Capital Funding Sources



## Modal Characteristics

### Operation Characteristics

#### Vehicles Operated at Maximum Service

Mode	Directly Operated	Purchased Transportation	Operating Expenses	Fare Revenues	Uses of Capital Funds	Annual Unlinked Trips	Annual Vehicle Revenue Miles	Annual Vehicle Revenue Hours
Commuter Bus	-	3	\$901,682	\$107,332	\$113,898	118,510	245,364	10,019
Demand Response	-	2	\$287,963	\$16,038	\$51,556	17,761	78,360	4,914
<b>Total</b>	<b>-</b>	<b>5</b>	<b>\$1,189,645</b>	<b>\$123,370</b>	<b>\$165,454</b>	<b>136,271</b>	<b>323,724</b>	<b>14,933</b>

### Performance Measures

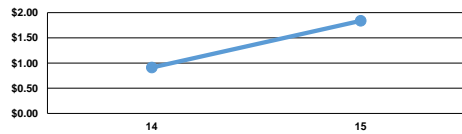
#### Service Efficiency

Mode	Operating Expenses per Vehicle Revenue Mile	Operating Expenses per Vehicle Revenue Hour
Commuter Bus	\$3.67	\$90.00
Demand Response	\$3.67	\$58.60
<b>Total</b>	<b>\$3.67</b>	<b>\$79.67</b>

#### Service Effectiveness

Mode	Operating Expenses per Unlinked Passenger Trip	Unlinked Trips per Vehicle Revenue Mile	Unlinked Trips per Vehicle Revenue Hour
Commuter Bus	\$7.61	0.5	11.8
Demand Response	\$16.21	0.2	3.6
<b>Total</b>	<b>\$8.73</b>	<b>0.4</b>	<b>9.1</b>

Operating Expense per Vehicle Revenue Mile: Agency Total



Unlinked Passenger Trips per Vehicle Revenue Mile: Agency Total

