

# Clackamas County Social Services

2015 Annual Agency Profile

Transportation Analyst: Ms. Francine Peterson  
503-986-3376

## General Information

### Service Consumption

41,415 Annual Unlinked Trips (UPT)

### Service Supplied

196,147 Annual Vehicle Revenue Miles (VRM)

6,832 Annual Vehicle Revenue Hours (VRH)

### Summary of Operating Expenses (OE)

\$427,808 Total Operating Expenses

### Database Information

NTDID: 0R02-00363

Reporter Type: Rural General Public Transit

## Financial Information

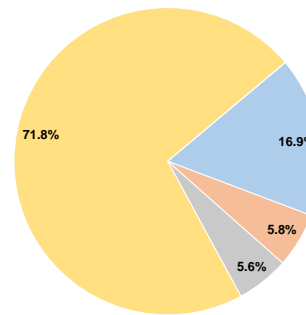
### Sources of Operating Funds Expended

Fare Revenues	\$72,154	16.9%
Local Funds	\$24,710	5.8%
State Funds	\$23,744	5.6%
Federal Assistance	\$307,200	71.8%
Other Funds	\$0	0.0%
<b>Total Operating Funds Expended</b>	<b>\$427,808</b>	<b>100.0%</b>

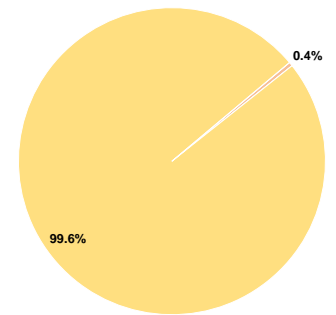
### Sources of Capital Funds Expended

Fare Revenues	\$0	0.0%
Local Funds	\$1,353	0.4%
State Funds	\$0	0.0%
Federal Assistance	\$318,060	99.6%
Other Funds	\$0	0.0%
<b>Total Capital Funds Expended</b>	<b>\$319,413</b>	<b>100.0%</b>

### Operating Funding Sources



### Capital Funding Sources



## Modal Characteristics

### Operation Characteristics

#### Vehicles Operated at Maximum Service

Mode	Directly Operated	Purchased Transportation	Operating Expenses	Fare Revenues	Uses of Capital Funds	Annual Unlinked Trips	Annual Vehicle Revenue Miles	Annual Vehicle Revenue Hours
Bus	-	2	\$81,933	\$14,430	\$2,636	3,926	39,229	1,366
Commuter Bus	-	2	\$345,875	\$57,724	\$316,777	37,489	156,918	5,466
<b>Total</b>	<b>-</b>	<b>4</b>	<b>\$427,808</b>	<b>\$72,154</b>	<b>\$319,413</b>	<b>41,415</b>	<b>196,147</b>	<b>6,832</b>

### Performance Measures

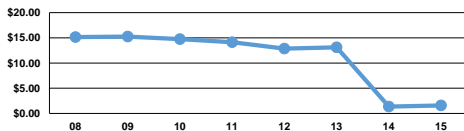
#### Service Efficiency

Mode	Operating Expenses per Vehicle Revenue Mile	Operating Expenses per Vehicle Revenue Hour
Bus	\$2.09	\$59.98
Commuter Bus	\$2.20	\$63.28
<b>Total</b>	<b>\$2.18</b>	<b>\$62.62</b>

#### Service Effectiveness

Mode	Operating Expenses per Unlinked Passenger Trip	Unlinked Trips per Vehicle Revenue Mile	Unlinked Trips per Vehicle Revenue Hour
Bus	\$20.87	0.1	2.9
Commuter Bus	\$9.23	0.2	6.9
<b>Total</b>	<b>\$10.33</b>	<b>0.2</b>	<b>6.1</b>

Operating Expense per Vehicle Revenue Mile: Agency Total



Unlinked Passenger Trips per Vehicle Revenue Mile: Agency Total

