

## General Information

### Service Consumption

39,256 Annual Unlinked Trips (UPT)

### Service Supplied

134,337 Annual Vehicle Revenue Miles (VRM)  
11,002 Annual Vehicle Revenue Hours (VRH)

### Summary of Operating Expenses (OE)

\$594,654 Total Operating Expenses

### Database Information

NTDID: 0R02-00360

Reporter Type: Rural General Public Transit

## Financial Information

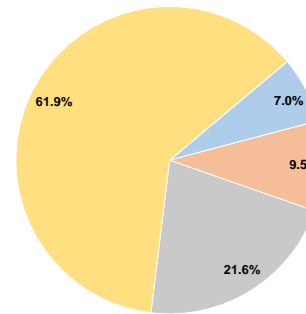
### Sources of Operating Funds Expended

Fare Revenues	\$41,534	7.0%
Local Funds	\$56,367	9.5%
State Funds	\$128,382	21.6%
Federal Assistance	\$368,371	61.9%
Other Funds	\$0	0.0%
<b>Total Operating Funds Expended</b>	<b>\$594,654</b>	<b>100.0%</b>

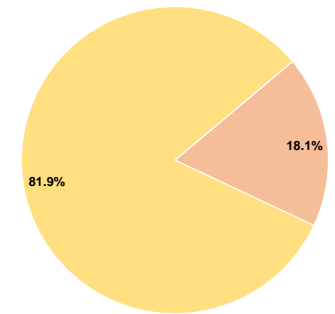
### Sources of Capital Funds Expended

Fare Revenues	\$0	0.0%
Local Funds	\$79,633	18.1%
State Funds	\$0	0.0%
Federal Assistance	\$360,220	81.9%
Other Funds	\$0	0.0%
<b>Total Capital Funds Expended</b>	<b>\$439,853</b>	<b>100.0%</b>

### Operating Funding Sources



### Capital Funding Sources



## Modal Characteristics

### Operation Characteristics

#### Vehicles Operated at Maximum Service

Mode	Directly Operated	Purchased Transportation	Operating Expenses	Fare Revenues	Uses of Capital Funds	Annual Unlinked Trips	Annual Vehicle Revenue Miles	Annual Vehicle Revenue Hours
Bus	1	-	\$338,048	\$24,920	\$392,781	30,736	53,503	2,784
Demand Response	8	-	\$256,606	\$16,614	\$47,072	8,520	80,834	8,218
<b>Total</b>	<b>9</b>	<b>-</b>	<b>\$594,654</b>	<b>\$41,534</b>	<b>\$439,853</b>	<b>39,256</b>	<b>134,337</b>	<b>11,002</b>

### Performance Measures


#### Service Efficiency

Mode	Operating Expenses per Vehicle Revenue Mile	Operating Expenses per Vehicle Revenue Hour
Bus	\$6.32	\$121.43
Demand Response	\$3.17	\$31.22
<b>Total</b>	<b>\$4.43</b>	<b>\$54.05</b>

#### Service Effectiveness

Mode	Operating Expenses per Unlinked Passenger Trip	Unlinked Trips per Vehicle Revenue Mile	Unlinked Trips per Vehicle Revenue Hour
Bus	\$11.00	0.6	11.0
Demand Response	\$30.12	0.1	1.0
<b>Total</b>	<b>\$15.15</b>	<b>0.3</b>	<b>3.6</b>

Operating Expense per Vehicle Revenue Mile: Agency Total



Unlinked Passenger Trips per Vehicle Revenue Mile: Agency Total

