

Hydaburg Cooperative Association
2015 Annual Agency Profile**General Information****Federally Recognized Tribal Statistical Areas**

510 Hydaburg ANVSA, AK

Service Consumption

1,512 Annual Unlinked Trips (UPT)

Service Supplied

18,893 Annual Vehicle Revenue Miles (VRM)

1,223 Annual Vehicle Revenue Hours (VRH)

Database Information

NTDID: 00279

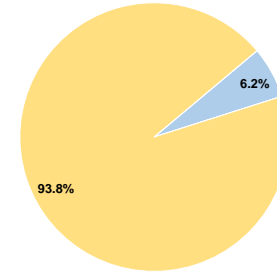
Reporter Type: Tribal Reporter

Financial Information**Sources of Operating Funds Expended**

Fare Revenues	\$3,924	6.2%
Local Funds	\$0	0.0%
State Funds	\$0	0.0%
Federal Assistance	\$59,418	93.8%
Other Funds	\$0	0.0%
Total Operating Funds Expended	\$63,342	100.0%

Sources of Capital Funds Expended

Fare Revenues	\$0
Local Funds	\$0
State Funds	\$0
Federal Assistance	\$0
Other Funds	\$0
Total Capital Funds Expended	\$0

Operating Funding Sources**Modal Characteristics****Operation Characteristics****Vehicles Operated
at Maximum Service**

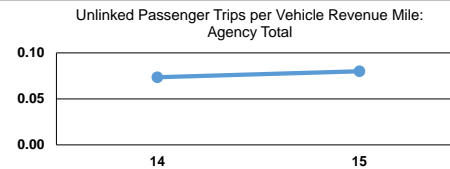
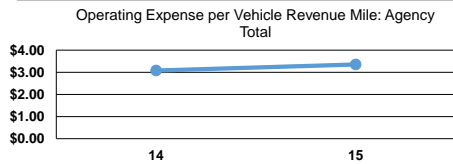
Mode	Directly Operated	Purchased Transportation	Operating Expenses	Fare Revenues	Uses of Capital Funds	Annual Unlinked Trips	Annual Vehicle Revenue Miles	Annual Vehicle Revenue Hours	Average Fleet Age in Years ¹
Demand Response	2	-	\$63,342	\$3,924	\$0	1,512	18,893	1,223	6.5
Total	2	-	\$63,342	\$3,924	\$0	1,512	18,893	1,223	

Performance Measures**Service Efficiency**

Mode	Operating Expenses per Vehicle Revenue Mile	Operating Expenses per Vehicle Revenue Hour
Demand Response	\$3.35	\$51.79
Total	\$3.35	\$51.79

Service Effectiveness

Mode	Operating Expenses per Unlinked Passenger Trip	Unlinked Trips per Vehicle Revenue Mile	Unlinked Trips per Vehicle Revenue Hour
Demand Response	\$41.89	0.1	1.2
Total	\$41.89	0.1	1.2

**Notes:**¹Demand Response - Taxi (DT) and non-dedicated fleets do not report fleet age data.