

Cowlitz Indian Tribe
2015 Annual Agency Profile**General Information****Federally Recognized Tribal Statistical Areas**

0 Washington Non-UZA

Service Consumption

5,567 Annual Unlinked Trips (UPT)

Service Supplied

131,265 Annual Vehicle Revenue Miles (VRM)

4,224 Annual Vehicle Revenue Hours (VRH)

Database Information

NTDID: 00127

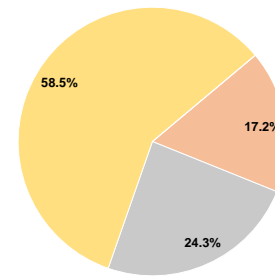
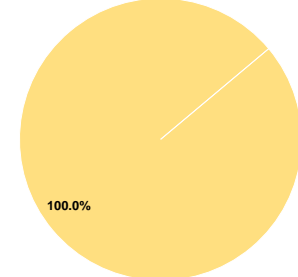
Reporter Type: Tribal Reporter

Financial Information**Sources of Operating Funds Expended**

Fare Revenues	\$0	0.0%
Local Funds	\$78,256	17.2%
State Funds	\$110,333	24.3%
Federal Assistance	\$266,309	58.5%
Other Funds	\$0	0.0%
Total Operating Funds Expended	\$454,898	100.0%

Sources of Capital Funds Expended

Fare Revenues	\$0	0.0%
Local Funds	\$0	0.0%
State Funds	\$0	0.0%
Federal Assistance	\$50,872	100.0%
Other Funds	\$0	0.0%
Total Capital Funds Expended	\$50,872	100.0%

Operating Funding Sources**Capital Funding Sources****Modal Characteristics****Operation Characteristics****Vehicles Operated
at Maximum Service**

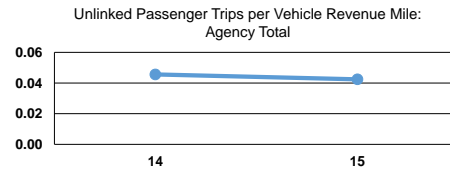
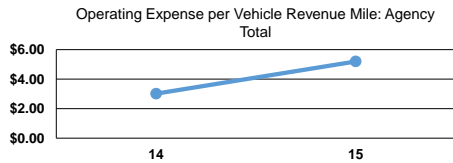
Mode	Directly Operated	Purchased Transportation	Operating Expenses	Fare Revenues	Uses of Capital Funds	Annual Unlinked Trips	Annual Vehicle Revenue Miles	Annual Vehicle Revenue Hours	Average Fleet Age in Years ¹
Demand Response	5	-	\$454,898	\$0	\$50,872	5,567	131,265	4,224	3.4
Total	5	-	\$454,898	\$0	\$50,872	5,567	131,265	4,224	

Performance Measures**Service Efficiency**

Mode	Operating Expenses per Vehicle Revenue Mile	Operating Expenses per Vehicle Revenue Hour
Demand Response	\$3.47	\$107.69
Total	\$3.47	\$107.69

Service Effectiveness

Mode	Operating Expenses per Unlinked Passenger Trip	Unlinked Trips per Vehicle Revenue Mile	Unlinked Trips per Vehicle Revenue Hour
Demand Response	\$81.71	0.0	1.3
Total	\$81.71	0.0	1.3

**Notes:**¹Demand Response - Taxi (DT) and non-dedicated fleets do not report fleet age data.