

# Gulkana Village Council

## 2015 Annual Agency Profile

<http://soaringeagletransit.com/index.html>  
PO Box 254  
Gakona, AK 99586

Program Manager: Ms. Sandra Tsinnie  
907-822-3172

### General Information

#### Federally Recognized Tribal Statistical Areas

502 Gulkana ANVSA, AK

#### Service Consumption

4,038 Annual Unlinked Trips (UPT)

#### Service Supplied

176,967 Annual Vehicle Revenue Miles (VRM)

6,624 Annual Vehicle Revenue Hours (VRH)

#### Database Information

NTDID: 00085

Reporter Type: Tribal Reporter

### Financial Information

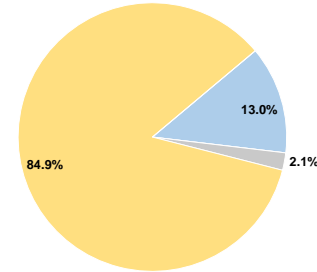
#### Sources of Operating Funds Expended

Fare Revenues	\$46,153	13.0%
Local Funds	\$0	0.0%
State Funds	\$7,437	2.1%
Federal Assistance	\$301,529	84.9%
Other Funds	\$0	0.0%
<b>Total Operating Funds Expended</b>	<b>\$355,119</b>	<b>100.0%</b>

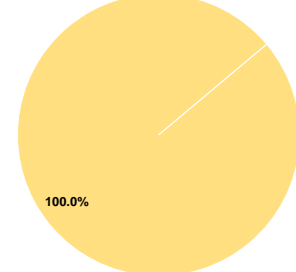
#### Sources of Capital Funds Expended

Fare Revenues	\$0	0.0%
Local Funds	\$0	0.0%
State Funds	\$0	0.0%
Federal Assistance	\$57,435	100.0%
Other Funds	\$0	0.0%
<b>Total Capital Funds Expended</b>	<b>\$57,435</b>	<b>100.0%</b>

#### Operating Funding Sources



#### Capital Funding Sources



### Modal Characteristics

#### Operation Characteristics

##### Vehicles Operated at Maximum Service

Mode	Directly Operated	Purchased Transportation	Operating Expenses	Fare Revenues	Uses of Capital Funds	Annual Unlinked Trips	Annual Vehicle Revenue Miles	Annual Vehicle Revenue Hours	Average Fleet Age in Years <sup>1</sup>
Bus	2	-	\$343,567	\$45,239	\$51,692	3,958	170,170	6,500	1.5
Demand Response	2	-	\$11,552	\$914	\$5,743	80	6,797	124	1.5
<b>Total</b>	<b>4</b>	<b>-</b>	<b>\$355,119</b>	<b>\$46,153</b>	<b>\$57,435</b>	<b>4,038</b>	<b>176,967</b>	<b>6,624</b>	

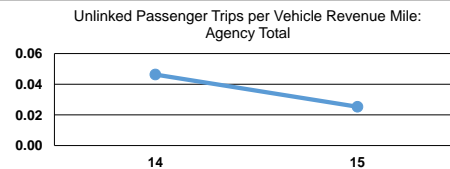
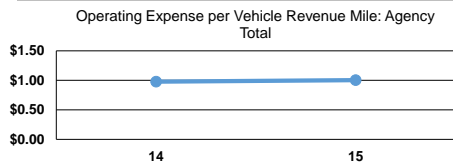
#### Performance Measures

##### Service Efficiency

Mode	Operating Expenses per Vehicle Revenue Mile	Operating Expenses per Vehicle Revenue Hour
Bus	\$2.02	\$52.86
Demand Response	\$1.70	\$93.16
<b>Total</b>	<b>\$2.01</b>	<b>\$53.61</b>

##### Service Effectiveness

Mode	Operating Expenses per Unlinked Passenger Trip	Unlinked Trips per Vehicle Revenue Mile	Unlinked Trips per Vehicle Revenue Hour
Bus	\$86.80	0.0	0.6
Demand Response	\$144.40	0.0	0.6
<b>Total</b>	<b>\$87.94</b>	<b>0.0</b>	<b>0.6</b>



#### Notes:

<sup>1</sup>Demand Response - Taxi (DT) and non-dedicated fleets do not report fleet age data.