

General Information

Urbanized Area (UZA) Statistics - 2010 Census

436 Corvallis, OR
21 **Square Miles**
62,433 **Population**
436 **Pop. Rank out of 498 UZAs**

Other UZAs Served

0 Oregon Non-UZA

Service Area Statistics

676 **Square Miles**
86,591 **Population**

Service Consumption

85,238 **Annual Unlinked Trips (UPT)**

Service Supplied

395,279 **Annual Vehicle Revenue Miles (VRM)**
30,438 **Annual Vehicle Revenue Hours (VRH)**

Database Information

NTDID: 00065

Reporter Type: Reduced Reporter

Financial Information

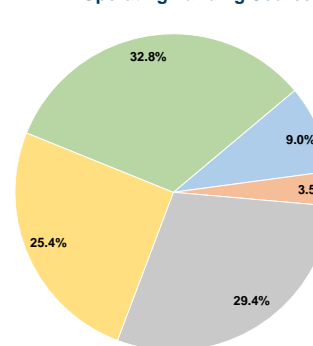
Sources of Operating Funds Expended

Fare Revenues	\$108,555	9.0%
Local Funds	\$42,377	3.5%
State Funds	\$354,499	29.4%
Federal Assistance	\$306,300	25.4%
Other Funds	\$395,688	32.8%
Total Operating Funds Expended	\$1,207,419	100.0%

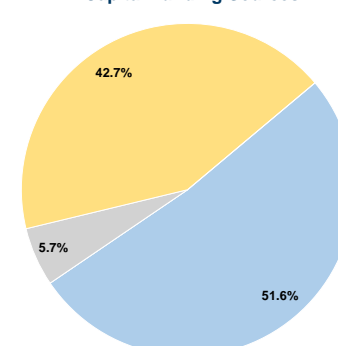
Sources of Capital Funds Expended

Fare Revenues	\$108,555	51.6%
Local Funds	\$0	0.0%
State Funds	\$12,040	5.7%
Federal Assistance	\$89,731	42.7%
Other Funds	\$0	0.0%
Total Capital Funds Expended	\$210,326	100.0%

Operating Funding Sources



Capital Funding Sources



Modal Characteristics

Operation Characteristics

Vehicles Operated at Maximum Service

Mode	Directly Operated	Purchased Transportation	Operating Expenses	Fare Revenues	Uses of Capital Funds	Annual Unlinked Trips	Annual Vehicle Revenue Miles	Annual Vehicle Revenue Hours	Average Fleet Age in Years ¹
Commuter Bus	-	7	\$212,168	\$58,228	\$101,771	8,831	99,531	4,830	7.9
Demand Response	-	14	\$995,251	\$158,882	\$0	76,407	295,748	25,608	7.5
Total	-	21	\$1,207,419	\$217,110	\$101,771	85,238	395,279	30,438	

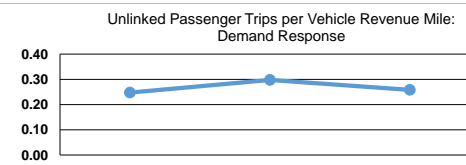
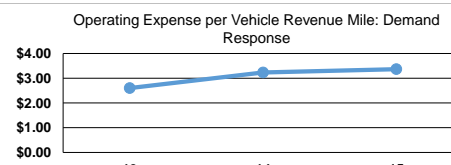
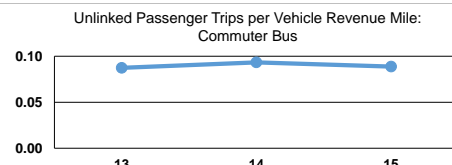
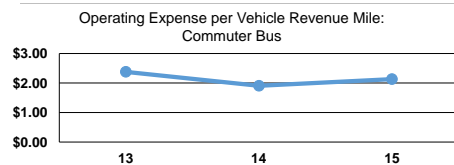
Performance Measures

Service Efficiency

Mode	Operating Expenses per Vehicle Revenue Mile	Operating Expenses per Vehicle Revenue Hour
Commuter Bus	\$2.13	\$43.93
Demand Response	\$3.37	\$38.86
Total	\$3.05	\$39.67

Service Effectiveness

Mode	Operating Expenses per Unlinked Passenger Trip	Unlinked Trips per Vehicle Revenue Mile	Unlinked Trips per Vehicle Revenue Hour
Commuter Bus	\$24.03	0.1	1.8
Demand Response	\$13.03	0.3	3.0
Total	\$14.17	0.2	2.8



Notes:

¹Demand Response - Taxi (DT) and non-dedicated fleets do not report fleet age data.

*This agency has a purchased transportation relationship in which they sell service to City of Corvallis (NTDID: 00047), and in which the data are captured in this report for mode DR/PT.