

City of Milton-Freewater

2015 Annual Agency Profile

General Information

Urbanized Area (UZA) Statistics - 2010 Census

464 Walla Walla, WA-OR
28 **Square Miles**
55,805 **Population**
464 **Pop. Rank out of 498 UZAs**

Other UZAs Served

0 Oregon Non-UZA

Service Area Statistics

5 **Square Miles**
7,500 **Population**

Service Consumption

12,070 **Annual Unlinked Trips (UPT)**

Service Supplied

46,131 **Annual Vehicle Revenue Miles (VRM)**
5,284 **Annual Vehicle Revenue Hours (VRH)**

Database Information

NTDID: 00063

Reporter Type: Reduced Reporter

Financial Information

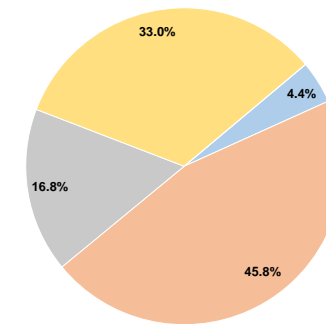
Sources of Operating Funds Expended

Fare Revenues	\$10,113	4.4%
Local Funds	\$106,194	45.8%
State Funds	\$38,992	16.8%
Federal Assistance	\$76,655	33.0%
Other Funds	\$0	0.0%
Total Operating Funds Expended	\$231,954	100.0%

Sources of Capital Funds Expended

Fare Revenues	\$0
Local Funds	\$0
State Funds	\$0
Federal Assistance	\$0
Other Funds	\$0
Total Capital Funds Expended	\$0

Operating Funding Sources



Modal Characteristics

Operation Characteristics

Vehicles Operated at Maximum Service

Mode	Directly Operated	Purchased Transportation	Operating Expenses	Fare Revenues	Uses of Capital Funds	Annual Unlinked Trips	Annual Vehicle Revenue Miles	Annual Vehicle Revenue Hours	Average Fleet Age in Years ¹
Bus	-	1	\$133,872	\$3,867	\$0	5,880	24,125	1,799	6.0
Demand Response - Taxi	-	1	\$98,082	\$6,246	\$0	6,190	22,006	3,485	
Total	-	2	\$231,954	\$10,113	\$0	12,070	46,131	5,284	

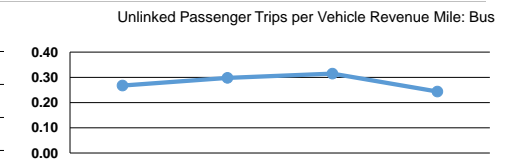
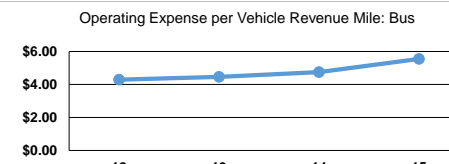
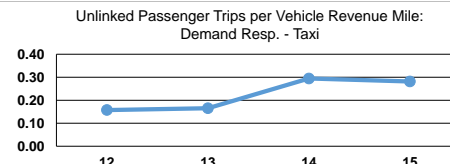
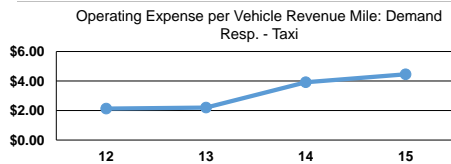
Performance Measures

Service Efficiency

Mode	Operating Expenses per Vehicle Revenue Mile	Operating Expenses per Vehicle Revenue Hour
Bus	\$5.55	\$74.41
Demand Response - Taxi	\$4.46	\$28.14
Total	\$5.03	\$43.90

Service Effectiveness

Mode	Operating Expenses per Unlinked Passenger Trip	Unlinked Trips per Vehicle Revenue Mile	Unlinked Trips per Vehicle Revenue Hour
Bus	\$22.77	0.2	3.3
Demand Response - Taxi	\$15.85	0.3	1.8
Total	\$19.22	0.3	2.3



Notes:

¹Demand Response - Taxi (DT) and non-dedicated fleets do not report fleet age data.