

Snoqualmie Indian Tribe

2015 Annual Agency Profile

<http://www.svtbus.org/>
9571 Ethan Wade Way SE
Snoqualmie, WA 98065

Resource Development Manager: Ms. Rachel Kane
(425) 888-6551

General Information

Federally Recognized Tribal Statistical Areas

259 Snoqualmie Reservation, WA

Service Consumption

5,310 Annual Unlinked Trips (UPT)

Service Supplied

135,995 Annual Vehicle Revenue Miles (VRM)

4,389 Annual Vehicle Revenue Hours (VRH)

Database Information

NTDID: 00015

Reporter Type: Tribal Reporter

Financial Information

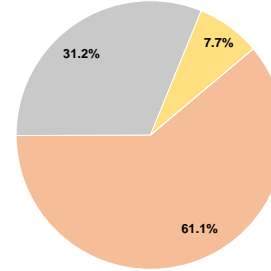
Sources of Operating Funds Expended

Fare Revenues	\$0	0.0%
Local Funds	\$396,191	61.1%
State Funds	\$202,699	31.2%
Federal Assistance	\$50,000	7.7%
Other Funds	\$0	0.0%
Total Operating Funds Expended	\$648,890	100.0%

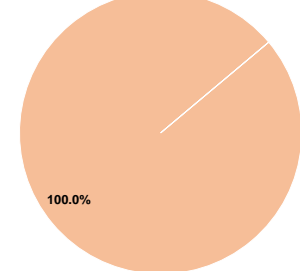
Sources of Capital Funds Expended

Fare Revenues	\$0	0.0%
Local Funds	\$19,590	100.0%
State Funds	\$0	0.0%
Federal Assistance	\$0	0.0%
Other Funds	\$0	0.0%
Total Capital Funds Expended	\$19,590	100.0%

Operating Funding Sources



Capital Funding Sources



Modal Characteristics

Operation Characteristics

Vehicles Operated at Maximum Service

Mode	Directly Operated	Purchased Transportation	Operating Expenses	Fare Revenues	Uses of Capital Funds	Annual Unlinked Trips	Annual Vehicle Revenue Miles	Annual Vehicle Revenue Hours	Average Fleet Age in Years ¹
Demand Response	4	-	\$473,890	\$0	\$19,590	5,310	135,995	4,389	5.1
Total	4	-	\$473,890	\$0	\$19,590	5,310	135,995	4,389	

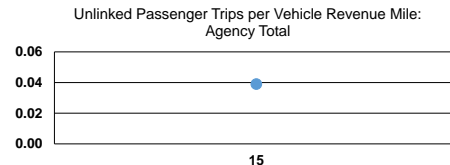
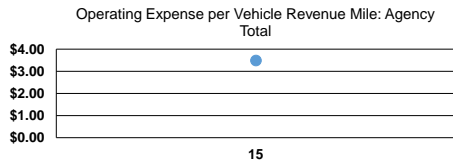
Performance Measures

Service Efficiency

Mode	Operating Expenses per Vehicle Revenue Mile	Operating Expenses per Vehicle Revenue Hour
Demand Response	\$3.48	\$107.97
Total	\$3.48	\$107.97

Service Effectiveness

Mode	Operating Expenses per Unlinked Passenger Trip	Unlinked Trips per Vehicle Revenue Mile	Unlinked Trips per Vehicle Revenue Hour
Demand Response	\$89.24	0.0	1.2
Total	\$89.24	0.0	1.2



Notes:

¹Demand Response - Taxi (DT) and non-dedicated fleets do not report fleet age data.